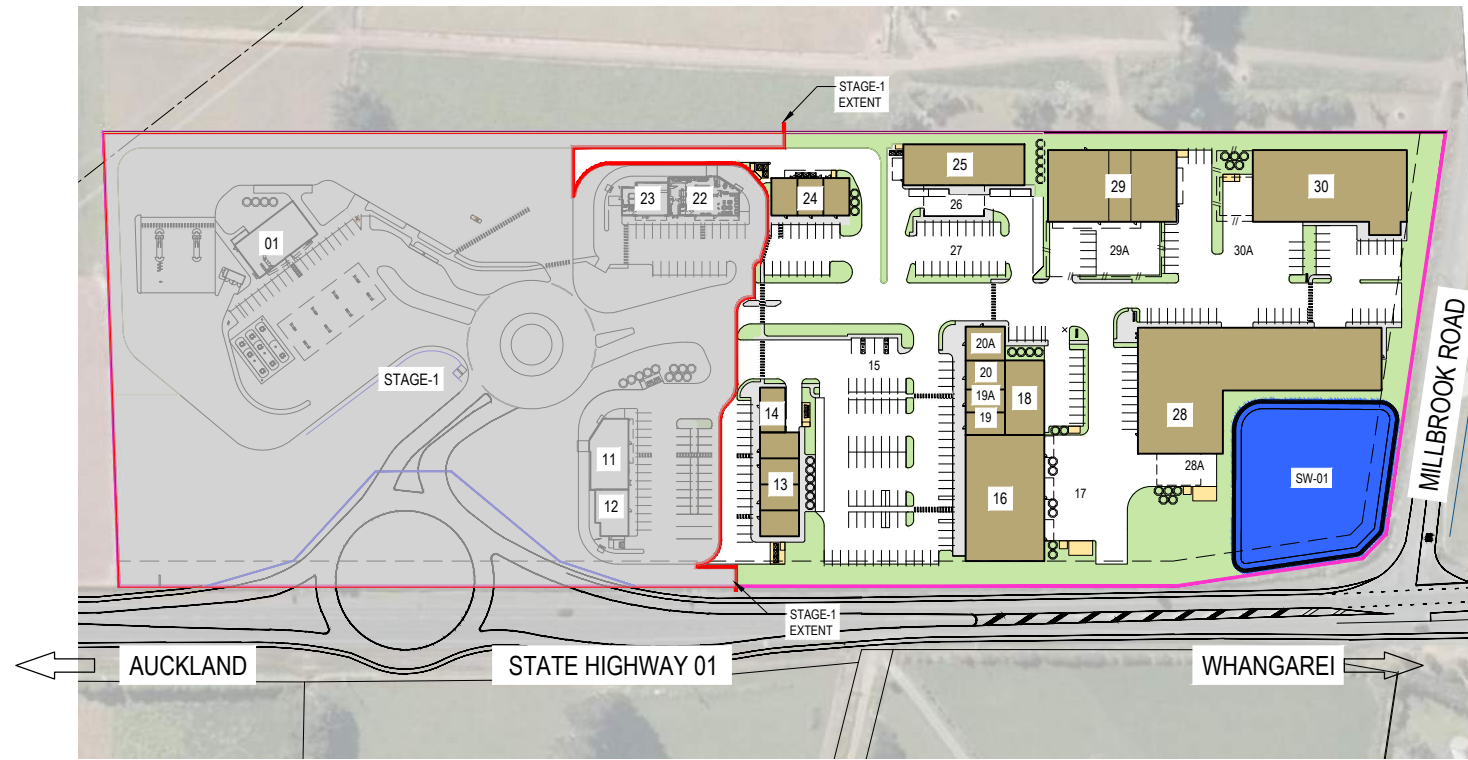
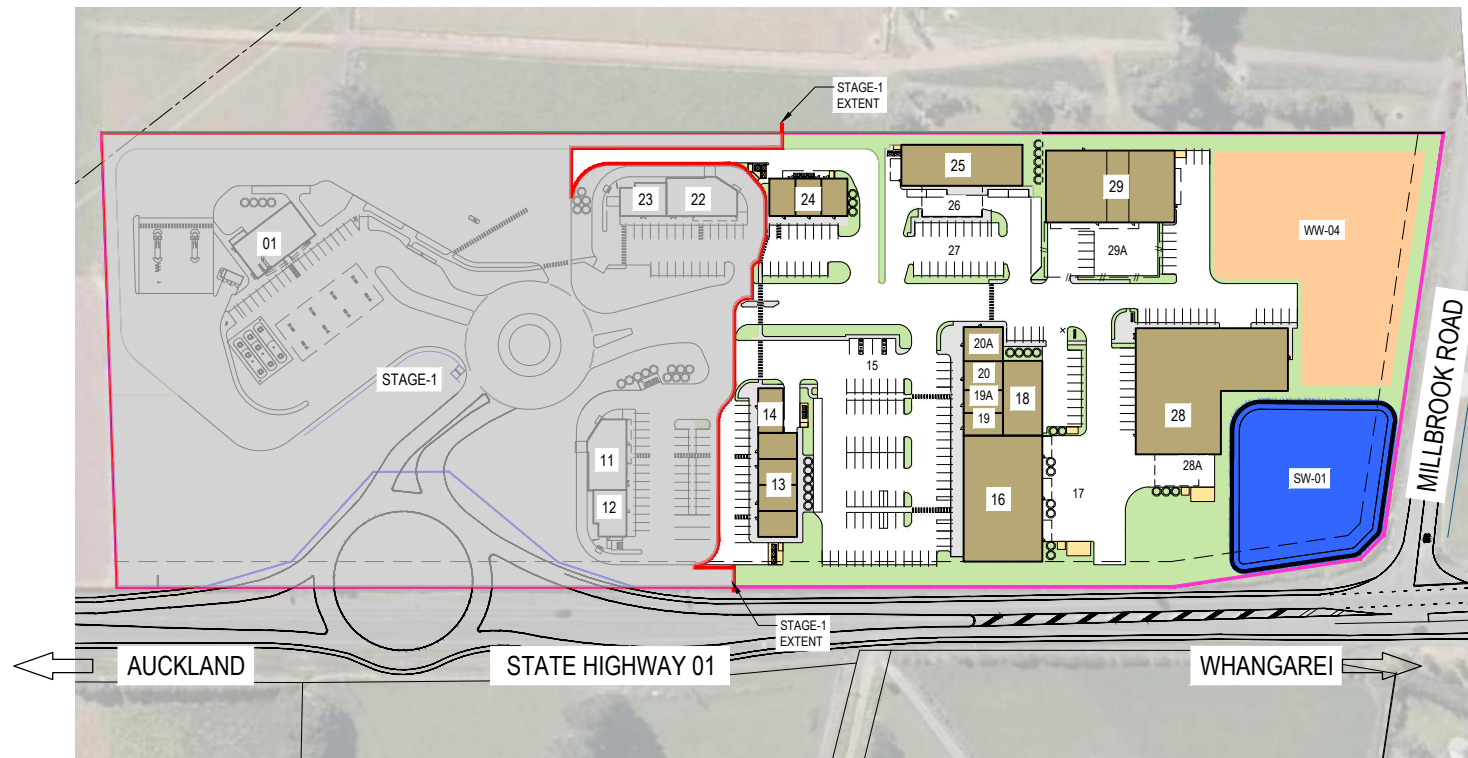


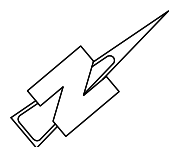
PROPOSAL - STAGE 1
SCALE 1:1200 (A1) 1:2400 (A3)



PROPOSAL - STAGE 2 - OPTION 2 (WITH OFF SITE WASTE WATER DISPOSAL)
SCALE 1:1200 (A1) 1:2400 (A3)



PROPOSAL - STAGE 2 - OPTION 1 (WITH ON SITE WASTE WATER DISPOSAL)
SCALE 1:1200 (A1) 1:2400 (A3)



technitrades
ARCHITECTURE

12 Ben Lomond Crescent, Pakuranga, Auckland 2010
Phone (09) 5767166 | design@technitrades.co.nz




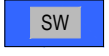



				A1 Scale.	1:1200
				A3 Scale.	1:2400
				Designed.	L.MEIKLEJOHN
				Drawn.	B.MILLWARD
B	SIGN REVISION	MK	07-08-24	A1 Plot Scale.	1:1
A	STAGES REDEFINED - DWG NO.s REVISED	MK	25-07-24	A3 Plot Scale.	1:2
REV.	DESCRIPTION	BY	DATE		

NOTES.
DO NOT SCALE.
DIMENSIONS IN MILLIMETERS UNLESS NOTED OTHERWISE.
IF IN DOUBT ON ANY ISSUE SEEK VERIFICATION PRIOR TO PROCEEDING.
READ THESE DRAWINGS IN CONJUNCTION WITH ALL OTHER CONSULTANTS DRAWINGS AND SPECIFICATIONS.

© THIS DOCUMENT IS CONFIDENTIAL. COPYRIGHT IS VESTED IN TECHNITRADES LIMITED. WRITTEN CONSENT IS REQUIRED PRIOR TO REPRODUCTION OF ANY KIND.
COPYRIGHT © - TECHNITRADES ARCHITECTURE LTD
Client Reference No.

Project Title. VACO INVESTMENTS LIMITED WAIPU GATEWAY SERVICE CENTRE 47 Millbrook Road, Waipu, Whangārei District	
Drawing Title. Cover Sheet	3096-H-00 Rev: B

STAGE-1 LEGEND:

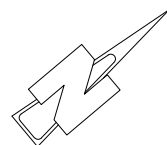
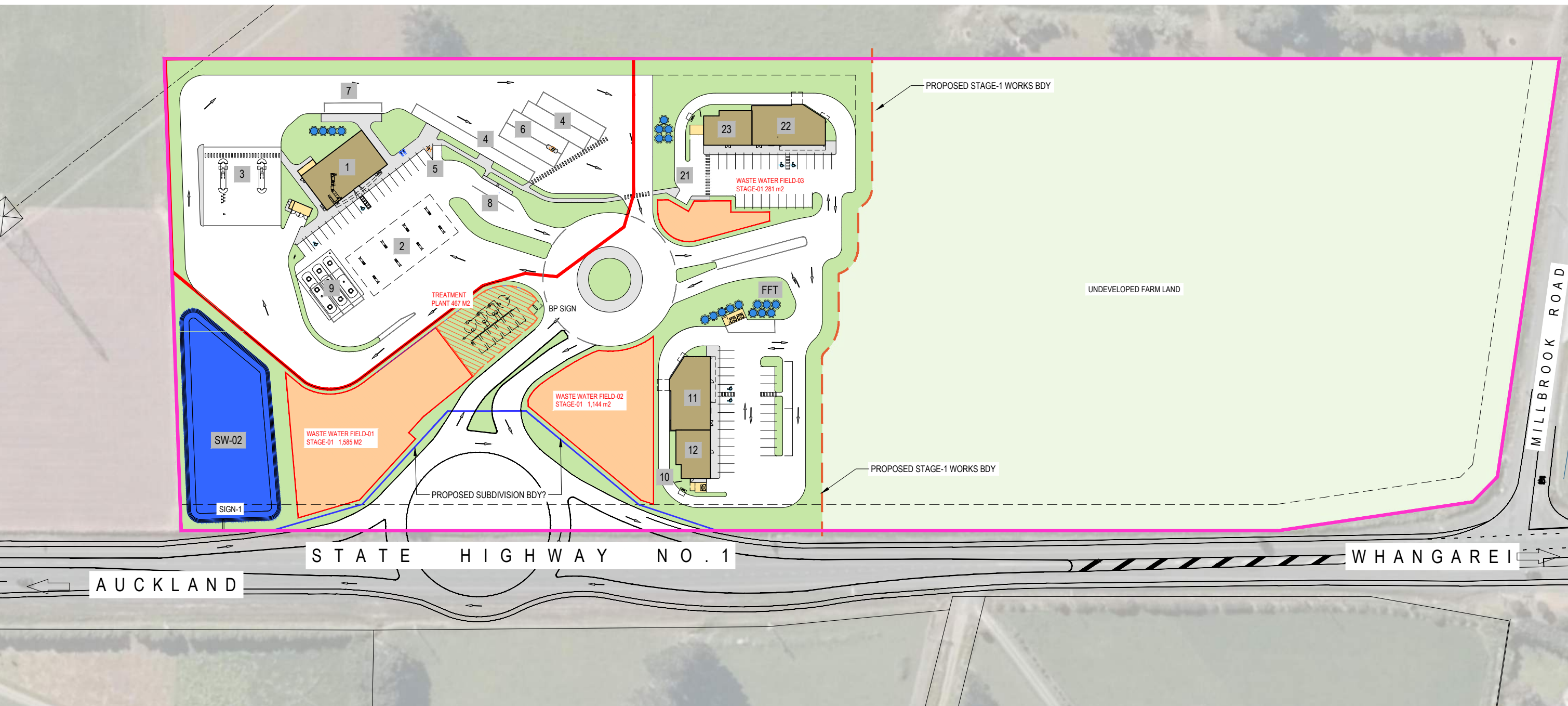
- | | | | | | |
|----|--------------------------------|----|--------------------------------|---|--|
| 1 | BP SERVICE STATION BLDG | 11 | QSR - 1 BLDG 260m ² |  | OVERALL SITE AREA - 59,162 m ² |
| 2 | BP FORECOURT CANOPY | 12 | BLDG 148m ² |  | BP LEASE AREA - 11,055 m ² |
| 3 | BP TRUCK STOP | 21 | QSR - 2 DRIVE THRU |  | STAGE 1 EXTENT |
| 4 | BP TRUCK PARKS | 22 | QSR - 2 BLDG 260m ² |  | STORM WATER PONDS - REFER TO CKL DOCS |
| 5 | BP EV CAR PARKS | 23 | BLDG 148m ² |  | WASTE WATER FIELDS - REFER TO CKL DOCS |
| 6 | BP EV TRUCK PARKS | | |  | WATER TANKS |
| 7 | COACH PARK | | |  | WATER TANKS - FIRE FIGHTING
(FIRE ENGINEER TO CONFIRM REQUIREMENTS) |
| 8 | BP AIR PARK | | | | |
| 9 | BP U/GRND TANKS & CAMPER PARKS | | | | |
| 10 | QSR - 1 DRIVE THROUGH | | | | |

STAGE-1 CAR PARK ASSESSMENT:

BLDG: USE:	AREA:	CAR PARKS PROVIDED
01 BP	305m ²	= 17 + 1 AIR + 2 EV + 3 CAMPER PARKS 4 TRUCK PARKS 2 TRUCK EV 1 COACH PARK
11 QSR-1	260m ²	= 15 + 2 GRILL PARKS
12 CAFE / GENERAL FOOD-1	148m ²	= 9
22 QSR-2	260m ²	= 15 + 2 GRILL PARKS
23 CAFE / GENERAL FOOD-1	148m ²	= 8
NOT OTHERWISE ACCOUNTED IN STAGE 1		= 2 CAMPER PARKS
STAGE-1 TOTALS		= 64 CAR PARKS 4 GRILL PARKS 5 CAMPER PARKS 2 EV PARKS 1 AIR PARK 4 TRUCK PARKS 2 TRUCK EV PARKS 1 COACH PARK

STAGE-1 COVERAGE TABLE:

TOTAL SITE AREA	=	59,162 m ²
PERMITTED BUILDING COVERAGE 59,162 m ² x 20%	=	11,832 m ²
PROPOSED STAGE-1 BUILDING COVERAGE	=	1,670 m ² (incl canopies)
PROPOSED LANDSCAPE AREA INCL PONDS	=	11,834 m ²
FARMLAND (UNDEVELOPED STAGE-2)	=	29,571 m ²



TECHNITRADES ARCHITECTURE
 12 Ben Lomond Crescent, Pakuranga, Auckland 2010
 Phone (09) 5767166 | design@technitrades.co.nz

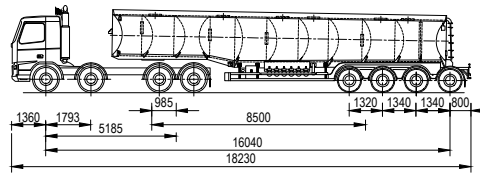
REV.	DESCRIPTION	BY	DATE	A1 Scale:	1:600
B	SIGN REVISION	MK	07-08-24	A3 Scale:	1:1200
A	STAGES REDEFINED - DWG NO.s REVISED	MK	25-07-24	Designed:	L.MEIKLEJOHN
				Drawn:	B.MILLWARD
				A1 Plot Scale:	1:1
				A3 Plot Scale:	1:2

NOTES:
 DO NOT SCALE. DIMENSIONS IN MILLIMETERS UNLESS NOTED OTHERWISE. IF IN DOUBT ON ANY ISSUE SEEK VERIFICATION PRIOR TO PROCEEDING. READ THESE DRAWINGS IN CONJUNCTION WITH ALL OTHER CONSULTANTS DRAWINGS AND SPECIFICATIONS.

© THIS DOCUMENT IS CONFIDENTIAL. COPYRIGHT IS VESTED IN TECHNITRADES LIMITED. WRITTEN CONSENT IS REQUIRED PRIOR TO REPRODUCTION OF ANY KIND.
 COPYRIGHT © - TECHNITRADES ARCHITECTURE LTD
 Client Reference No.

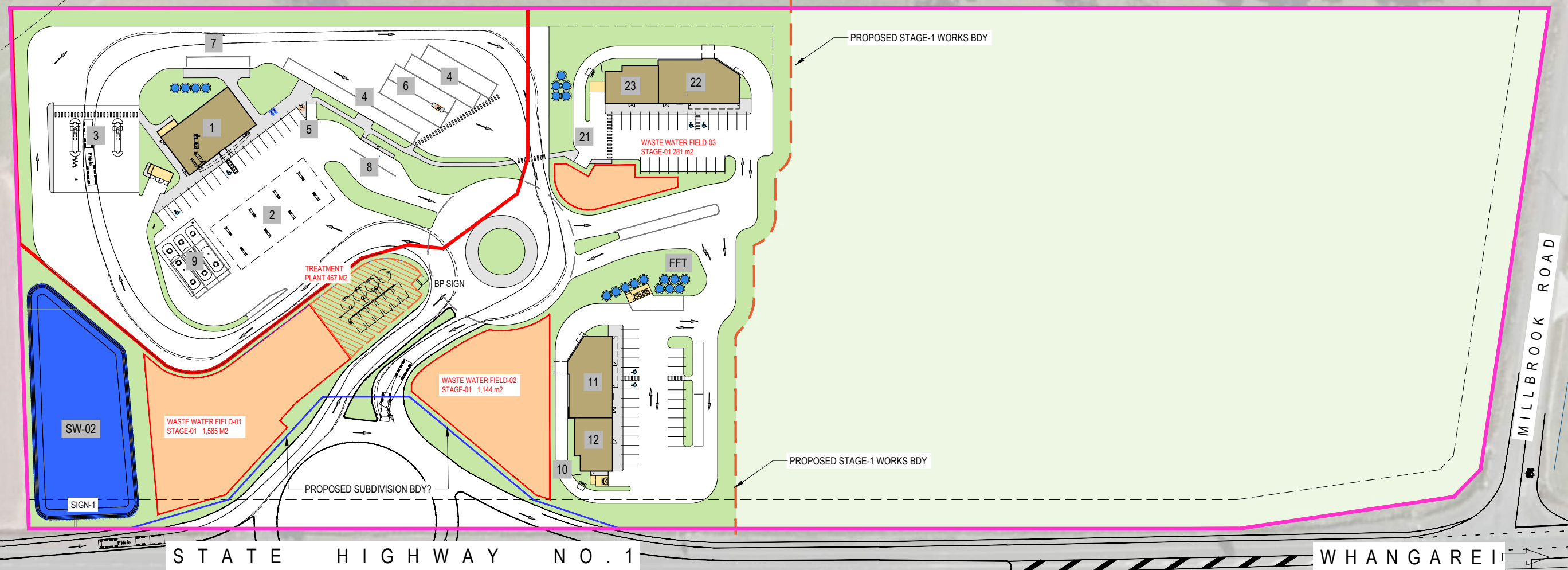
Project Title:
VACO INVESTMENTS LIMITED
 WAIPU GATEWAY SERVICE CENTRE
 47 Millbrook Road, Waipu, Whangārei District
 Drawing Title:
 Stage-1 Proposed Site Plan

3096-H-S1-01 Rev: B



**BP VOLVO 8x4
FUEL TANKER**

TRACTOR WIDTH	2500mm	TRAILER WIDTH	2500mm
TRACTOR TRACK	2500mm	TRAILER TRACK	2500mm
LOCK TO LOCK TIME	6.0 SEC	ARTICULATING ANGLE	70.0°
STEERING ANGLE	25.5°		



AUCKLAND

STATE HIGHWAY NO. 1

WHANGAREI

MILLBROOK ROAD



12 Ben Lomond Crescent, Pakuranga, Auckland 2010
Phone (09) 5767166 | design@technitrades.co.nz

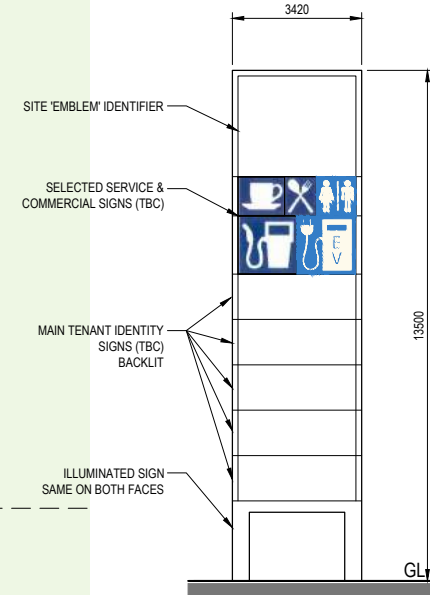
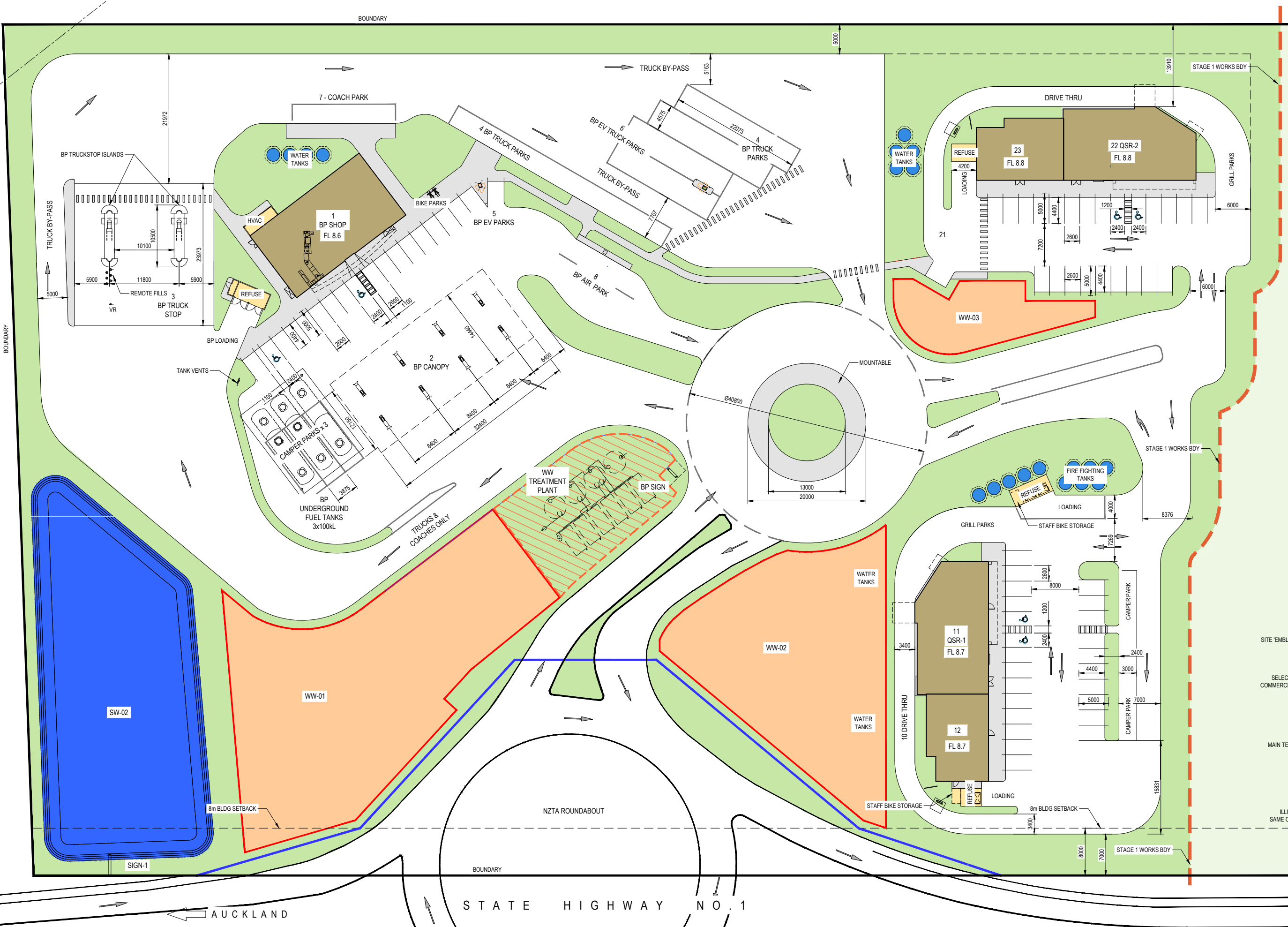
				A1 Scale.	1:600
				A3 Scale.	1:1200
				Designed.	L.MEIKLEJOHN
				Drawn.	B.MILLWARD
B	SIGN REVISION	MK	07-08-24		
A	STAGES REDEFINED	MK	25-07-24	A1 Plot Scale.	1:1
REV.	DESCRIPTION	BY	DATE	A3 Plot Scale.	1:2

NOTES.
DO NOT SCALE.
DIMENSIONS IN MILLIMETERS UNLESS NOTED OTHERWISE.
IF IN DOUBT ON ANY ISSUE SEEK VERIFICATION PRIOR TO PROCEEDING.
READ THESE DRAWINGS IN CONJUNCTION WITH ALL OTHER CONSULTANTS DRAWINGS AND SPECIFICATIONS.

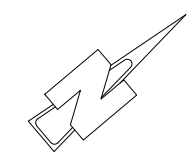
© THIS DOCUMENT IS CONFIDENTIAL. COPYRIGHT IS VESTED IN TECHNITRADES LIMITED. WRITTEN CONSENT IS REQUIRED PRIOR TO REPRODUCTION OF ANY KIND.
COPYRIGHT © - TECHNITRADES ARCHITECTURE LTD
Client Reference No.

Project Title:
VACO INVESTMENTS LIMITED
WAIPU GATEWAY SERVICE CENTRE
47 Millbrook Road, Waipu, Whangārei District
Drawing Title:
Stage-1 Proposed Site Plan - with Tanker Tracking

3096-S1-H01-TT Rev: B



13.5m SITE IDENTIFIER SIGNS (SIGNS 1)
SCALE 1:100 (A1) 1:200 (A3)



technitrades ARCHITECTURE
12 Ben Lomond Crescent, Pakuranga, Auckland 2010
Phone (09) 5767166 | design@technitrades.co.nz

REV.	DESCRIPTION	BY	DATE	A1 Scale, 1:300	A3 Scale, 1:600	Designed, L.MEIKLEJOHN	Drawn, B.MILLWARD
B	SIGN REVISION	MK	07-08-24				
A	STAGES REDEFINED	MK	25-07-24	A1 Plot Scale, 1:1			
				A3 Plot Scale, 1:2			

NOTES.
DO NOT SCALE. DIMENSIONS IN MILLIMETERS UNLESS NOTED OTHERWISE.
IF IN DOUBT ON ANY ISSUE SEEK VERIFICATION PRIOR TO PROCEEDING.
READ THESE DRAWINGS IN CONJUNCTION WITH ALL OTHER CONSULTANTS DRAWINGS AND SPECIFICATIONS.

© THIS DOCUMENT IS CONFIDENTIAL. COPYRIGHT IS VESTED IN TECHNITRADES LIMITED. WRITTEN CONSENT IS REQUIRED PRIOR TO REPRODUCTION OF ANY KIND.
CLIENT REFERENCE NO.

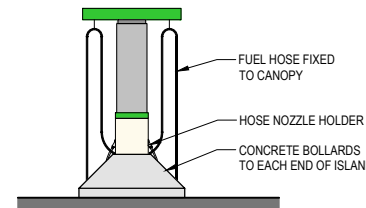
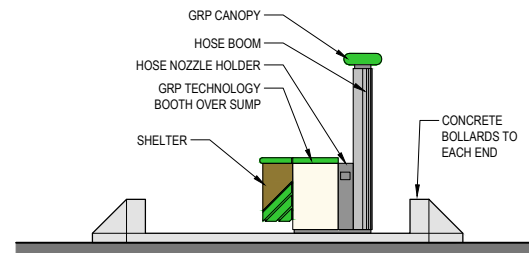
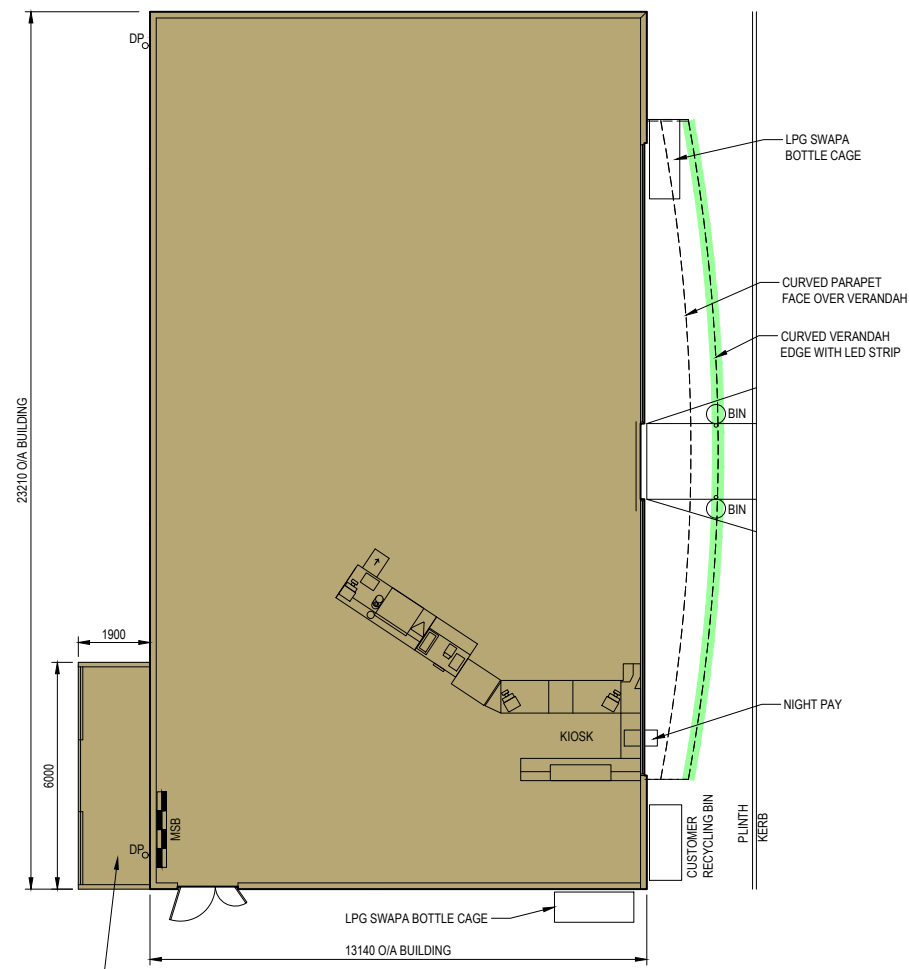
Project Title:
VACO INVESTMENTS LIMITED
WAIPU GATEWAY SERVICE CENTRE
47 Millbrook Road, Waipu, Whangārei District
Drawing Title:
Stage-1 Proposed Detail Site Plan

3096-H-S1-02 Rev: B

©	A1 Scale:	1:100
	A3 Scale:	1:200
THIS DOCUMENT IS CONFIDENTIAL. COPYRIGHT IS VESTED IN TECHNITRADES ARCHITECTURE LTD. WRITTEN CONSENT IS REQUIRED PRIOR TO REPRODUCTION.	Designed:	L.MEIKLEJOHN
	Drawn:	B.MILLWARD
	A1 Plot Scale:	1:1
	A3 Plot Scale:	1:2

NOTES
 DO NOT SCALE.
 DIMENSIONS IN MILLIMETERS UNLESS NOTED OTHERWISE.
 IF IN DOUBT ON ANY ISSUE SEEK VERIFICATION PRIOR TO PROCEEDING.
 READ THESE DRAWINGS IN CONJUNCTION WITH ALL OTHER CONSULTANTS DRAWINGS AND SPECIFICATIONS.

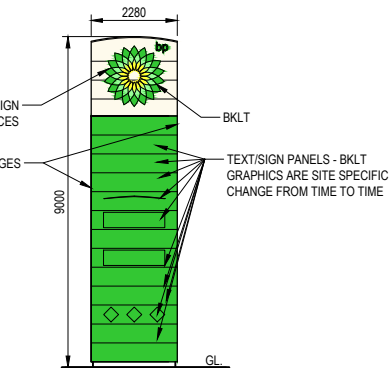
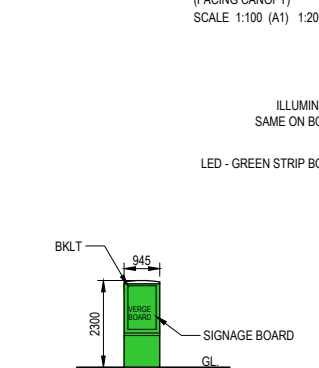
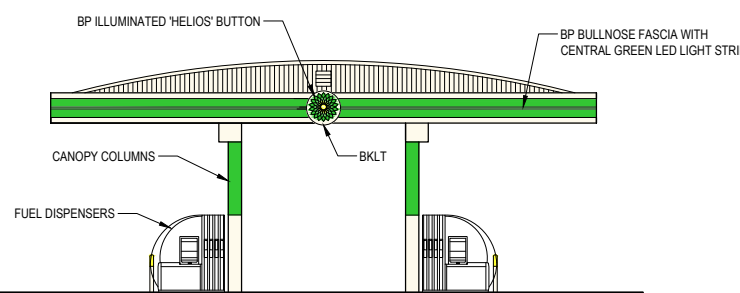
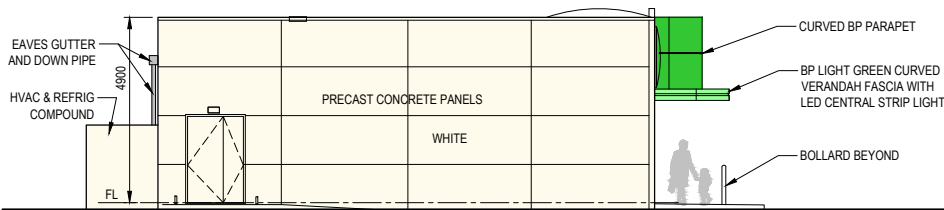
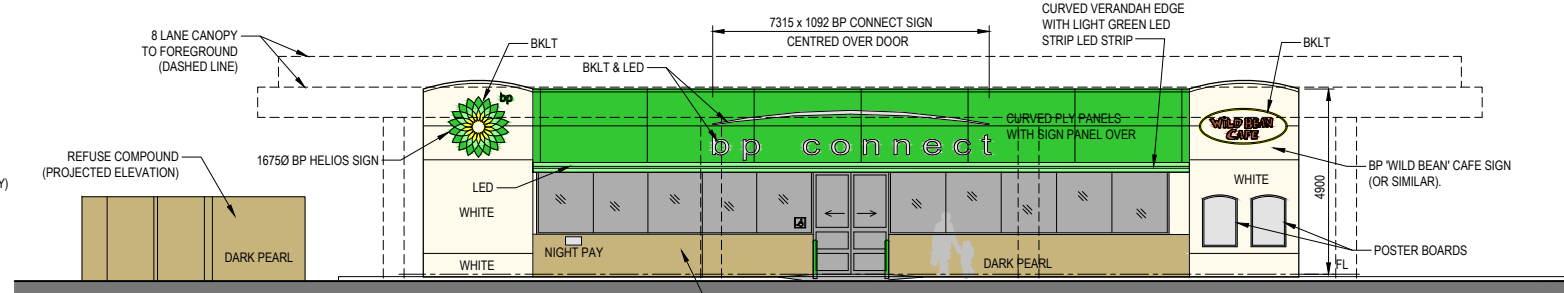
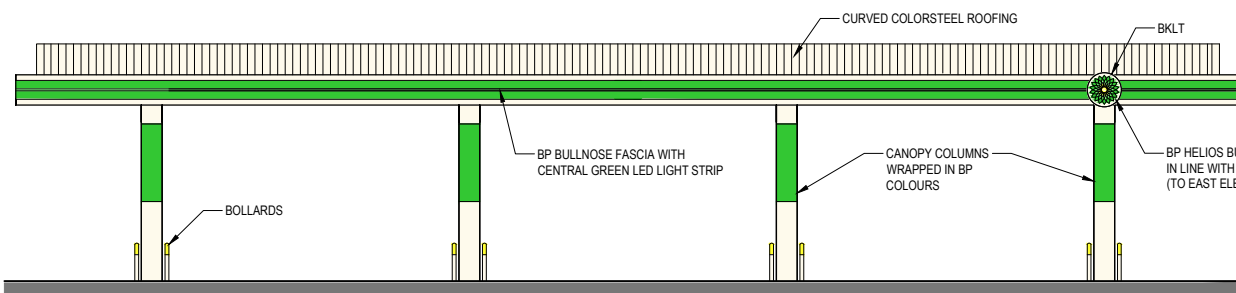
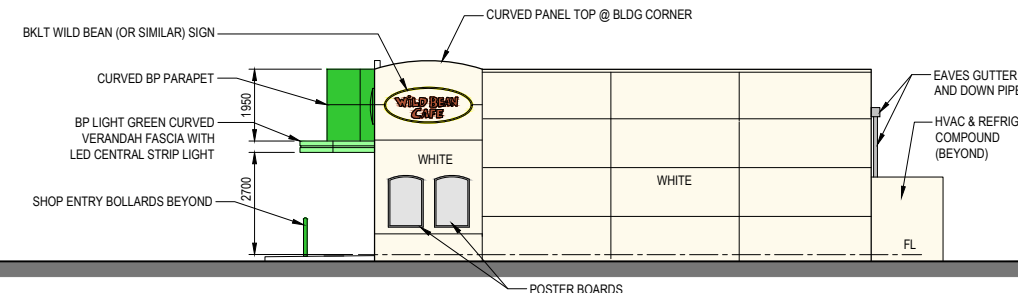
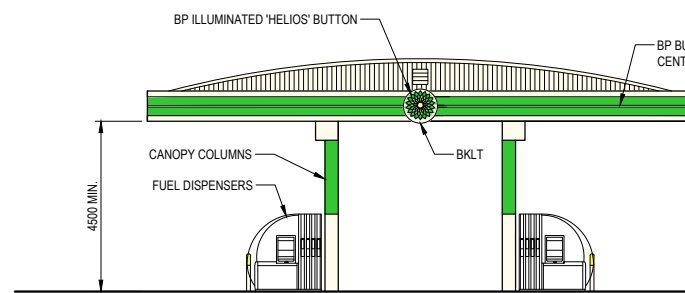
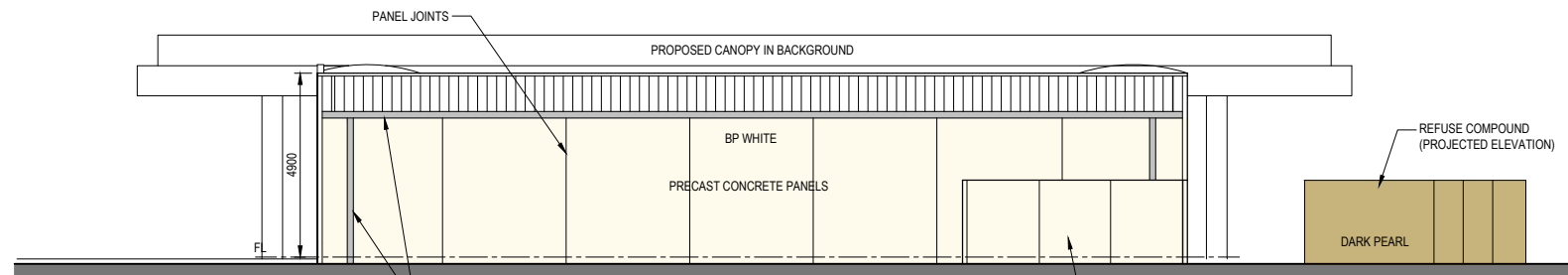
REV.	DESCRIPTION	BY	DATE
A	STAGES REDEFINED - DWG NO.s REVISED	MK	25-07-24



BP PALETTE:
 REFER TO COLOUR SWATCHES PROVIDED

- BP WHITE
- BP DARK PEARL
- BP GREEN
- BP LIGHT GREEN
- BP YELLOW
- GLAZING

LIGHTING LEGEND:
 BKLT = BACK LIT SIGN
 FLDLT = SECURITY FLOOD LIGHT
 LED = LED STRIP
 WSHLT = WASH LIGHT OVER SIGN FROM ABOVE



Client: **VACO INVESTMENTS LIMITED**

Project: **WAIPU GATEWAY SERVICE CENTRE**
 47 Millbrook Road, Waipu, Whangarei District

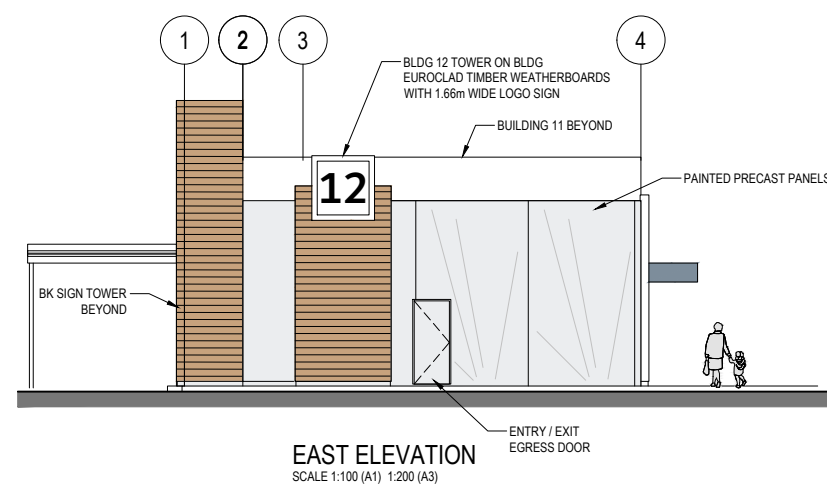
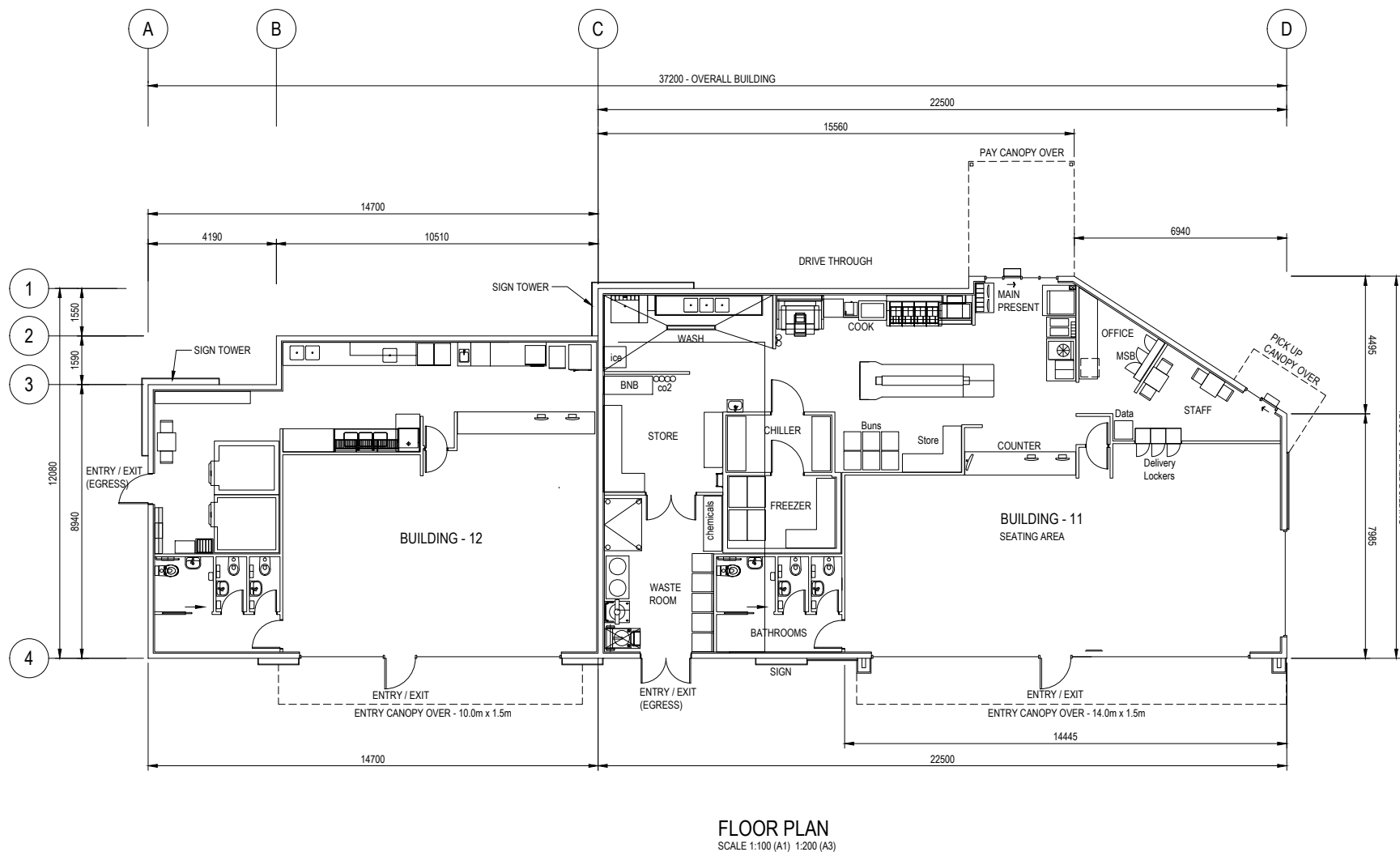
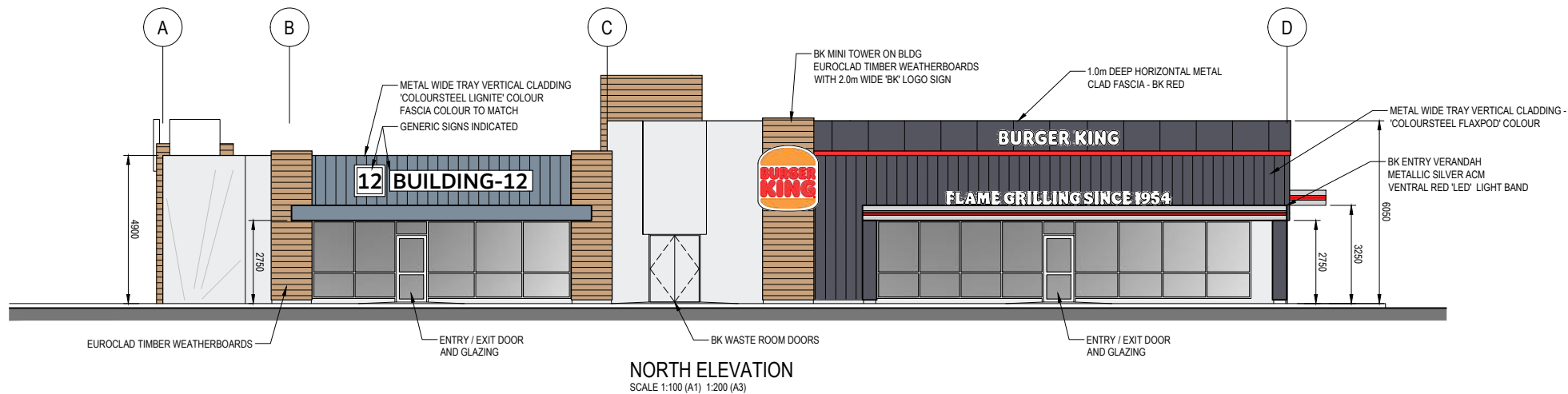
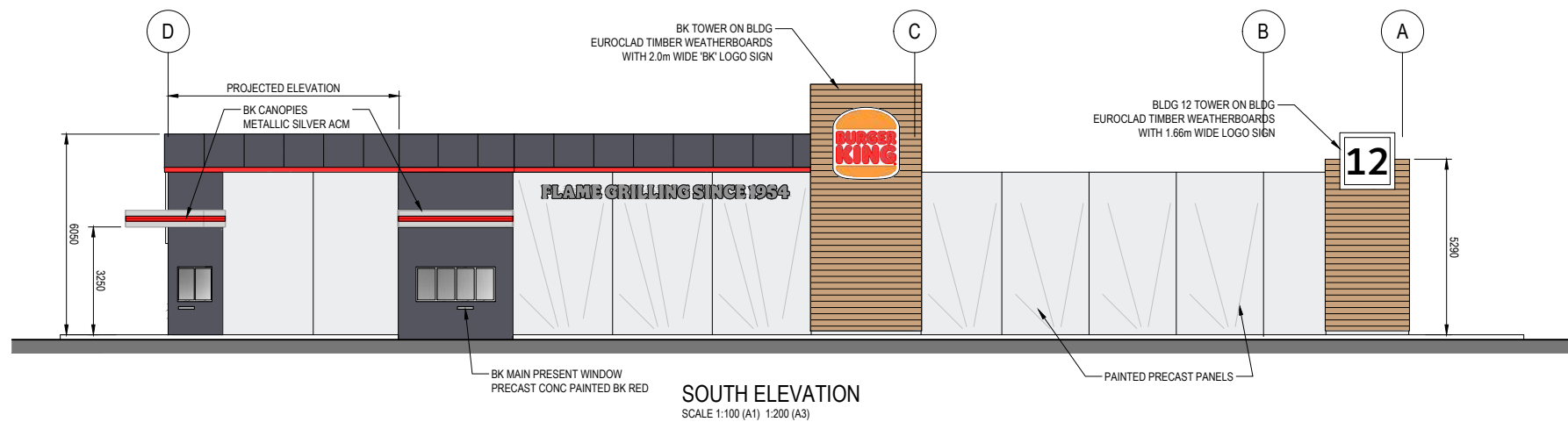
Drawing: **Stage-1 Bldg-01**
BP Shop Plan & Elevations

3096-H-S1-03 **A**

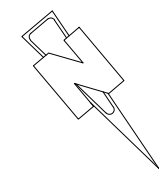
©	A1 Scale:	1:100
	A3 Scale:	1:200
THIS DOCUMENT IS CONFIDENTIAL. COPYRIGHT IS VESTED IN TECHNITRADES ARCHITECTURE LTD. WRITTEN CONSENT IS REQUIRED PRIOR TO REPRODUCTION.	Designed:	L.MEIKLEJOHN
	Drawn:	B.MILLWARD
	A1 Plot Scale:	1:1
	A3 Plot Scale:	1:2

NOTES
 DO NOT SCALE.
 DIMENSIONS IN MILLIMETERS UNLESS NOTED OTHERWISE.
 IF IN DOUBT ON ANY ISSUE SEEK VERIFICATION PRIOR TO PROCEEDING.
 READ THESE DRAWINGS IN CONJUNCTION WITH ALL OTHER CONSULTANTS DRAWINGS AND SPECIFICATIONS.

REV.	DESCRIPTION	BY	DATE
A	STAGES REDEFINED - DWG NO.s REVISED	MK	25-07-24



QSR (BK) ELEVATION TREATMENT:
 THE ELEVATIONAL TREATMENT OF THE QSR AS A BURGER KING IS PROVIDED AS AN INDICATION AS TO POTENTIAL (NORMAL) QSR TREATMENT - ANOTHER 'SIMILAR' QSR MAY BE THE FINAL TENANT/OWNER.

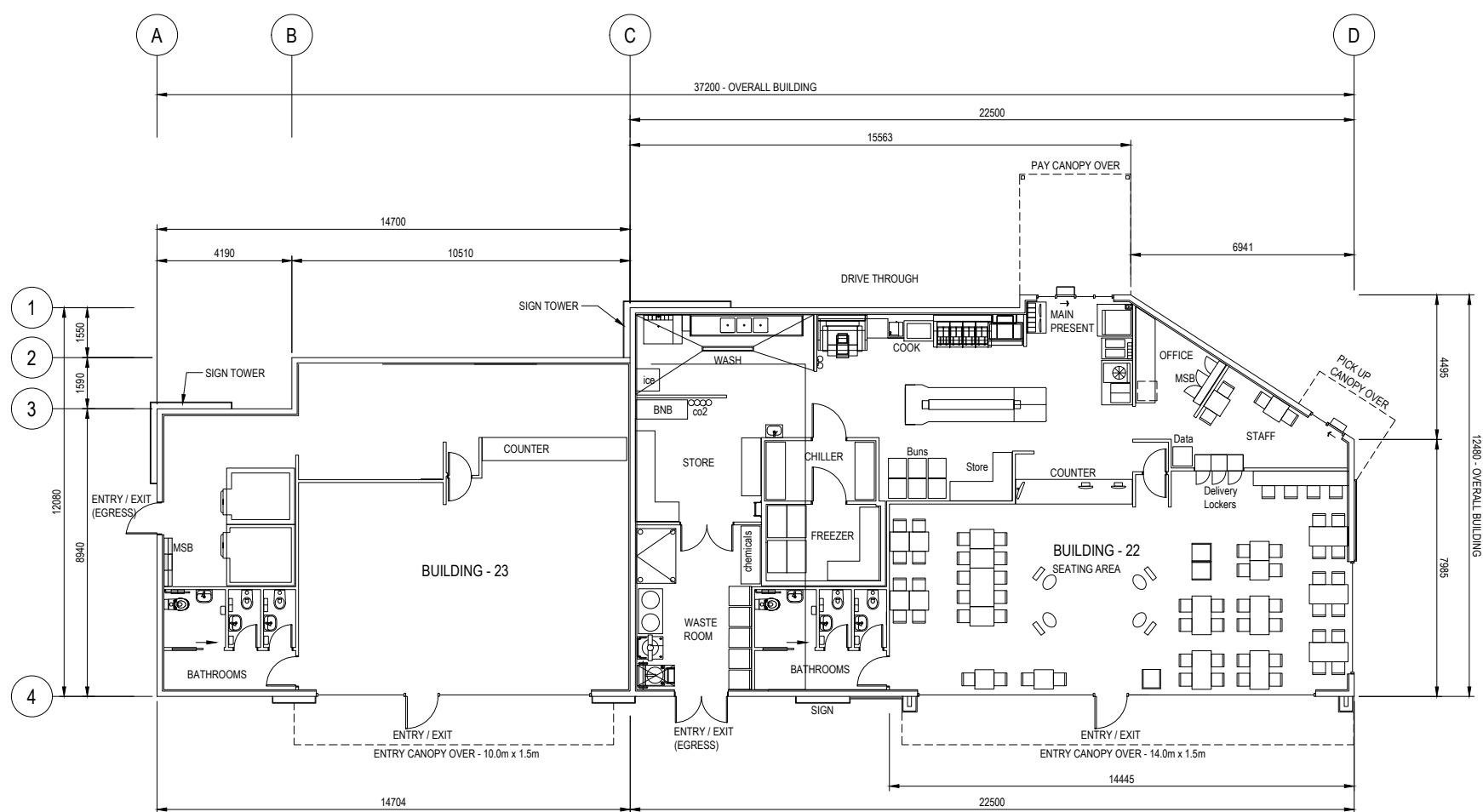
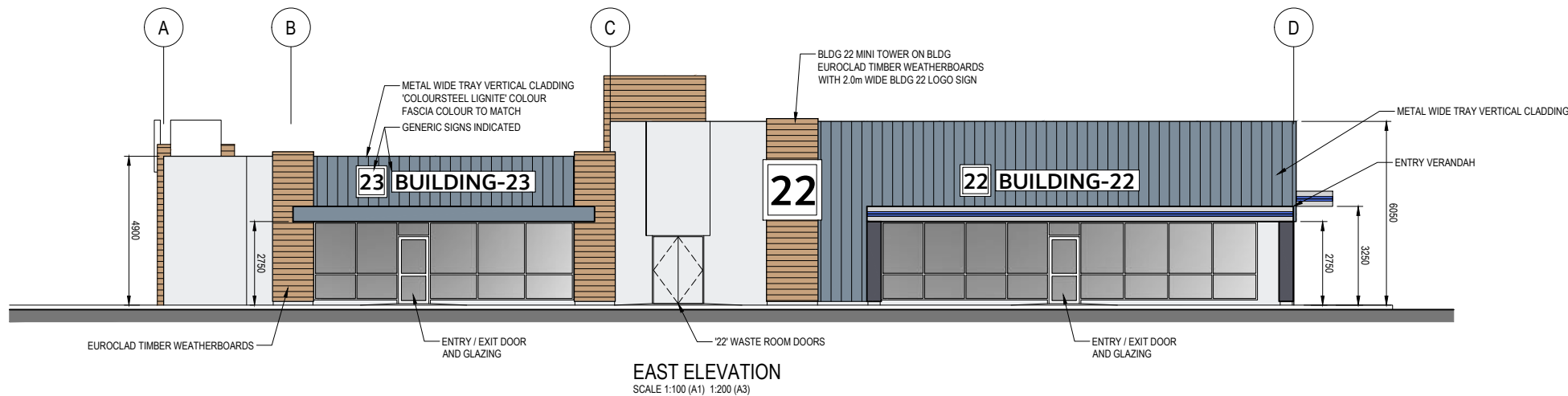
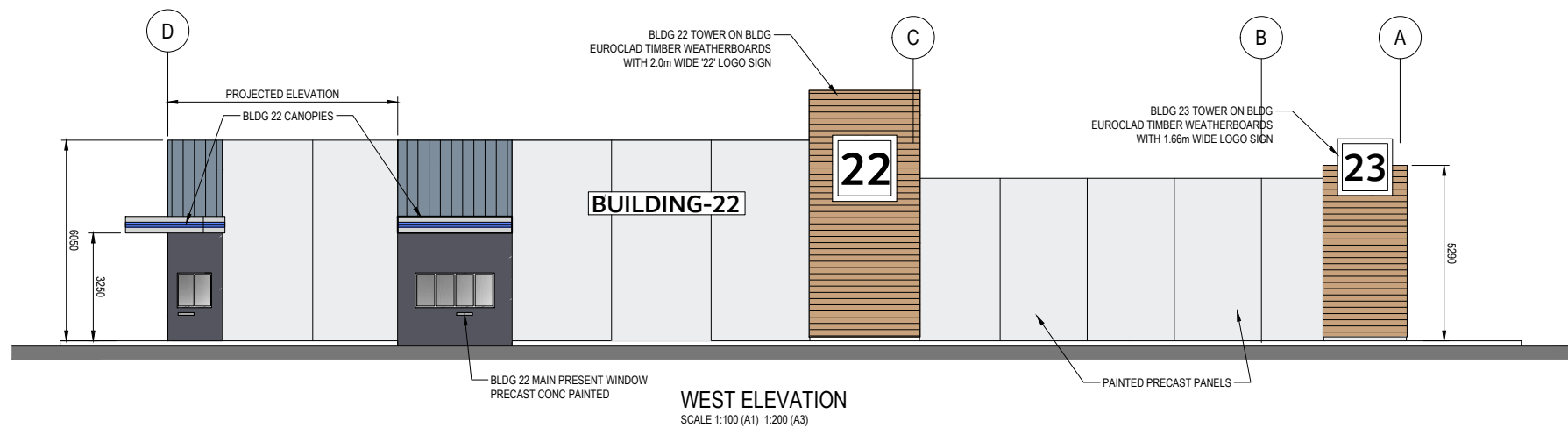


Client:	VACO INVESTMENTS LIMITED
Project:	WAIPU GATEWAY SERVICE CENTRE 47 Millbrook Road, Waipu, Whangerei District
Drawing:	Stage-1 Building 11 & 12 Floor Plans & Elevations
	Revision: A
3096-H-S1-04	

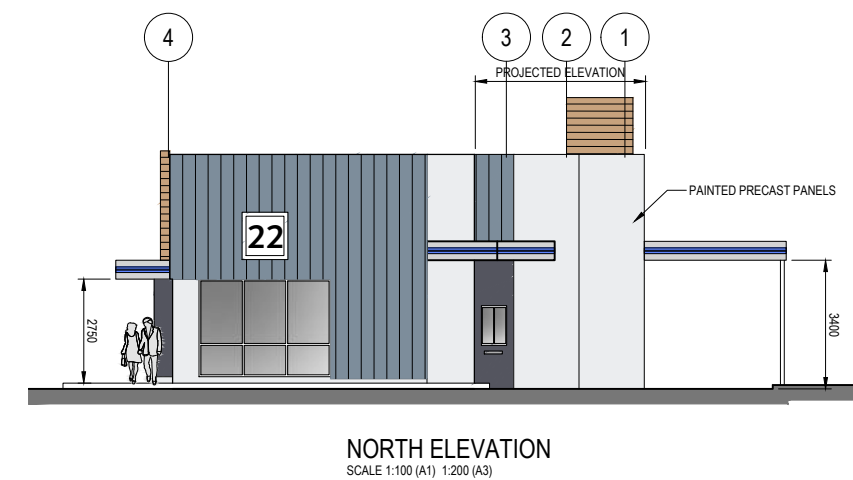
© THIS DOCUMENT IS CONFIDENTIAL. COPYRIGHT IS VESTED IN TECHNITRADES ARCHITECTURE LTD. WRITTEN CONSENT IS REQUIRED PRIOR TO REPRODUCTION.	A1 Scale.	1:100
	A3 Scale.	1:200
	Designed.	L.MEIKLEJOHN
	Drawn.	B.MILLWARD
	A1 Plot Scale.	1:1
A3 Plot Scale.	1:2	

NOTES
 DO NOT SCALE.
 DIMENSIONS IN MILLIMETERS UNLESS NOTED OTHERWISE.
 IF IN DOUBT ON ANY ISSUE SEEK VERIFICATION PRIOR TO PROCEEDING.
 READ THESE DRAWINGS IN CONJUNCTION WITH ALL OTHER CONSULTANTS DRAWINGS AND SPECIFICATIONS.

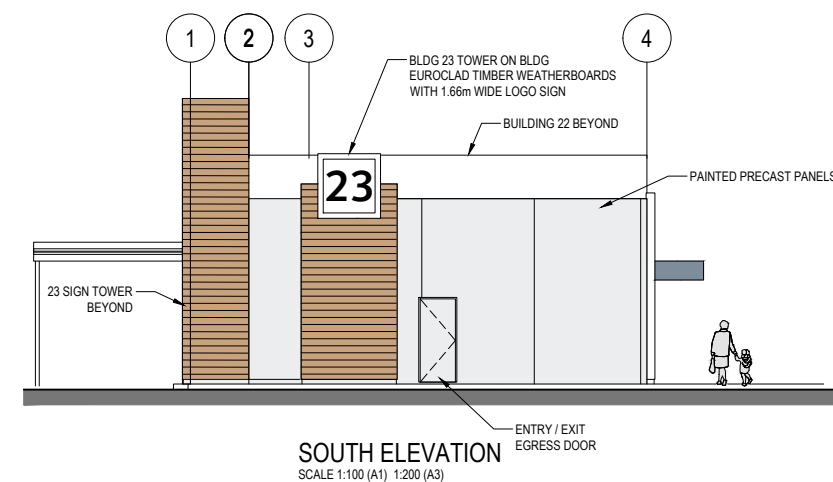
A	STAGES REDEFINED - DWG NO.s REVISED	MK	25-07-24
REV.	DESCRIPTION	BY	DATE



FLOOR PLAN
 SCALE 1:100 (A1) 1:200 (A3)



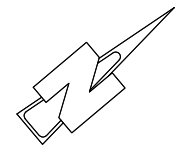
NORTH ELEVATION
 SCALE 1:100 (A1) 1:200 (A3)



SOUTH ELEVATION
 SCALE 1:100 (A1) 1:200 (A3)

QSR (BLDG 22) ELEVATION TREATMENT:

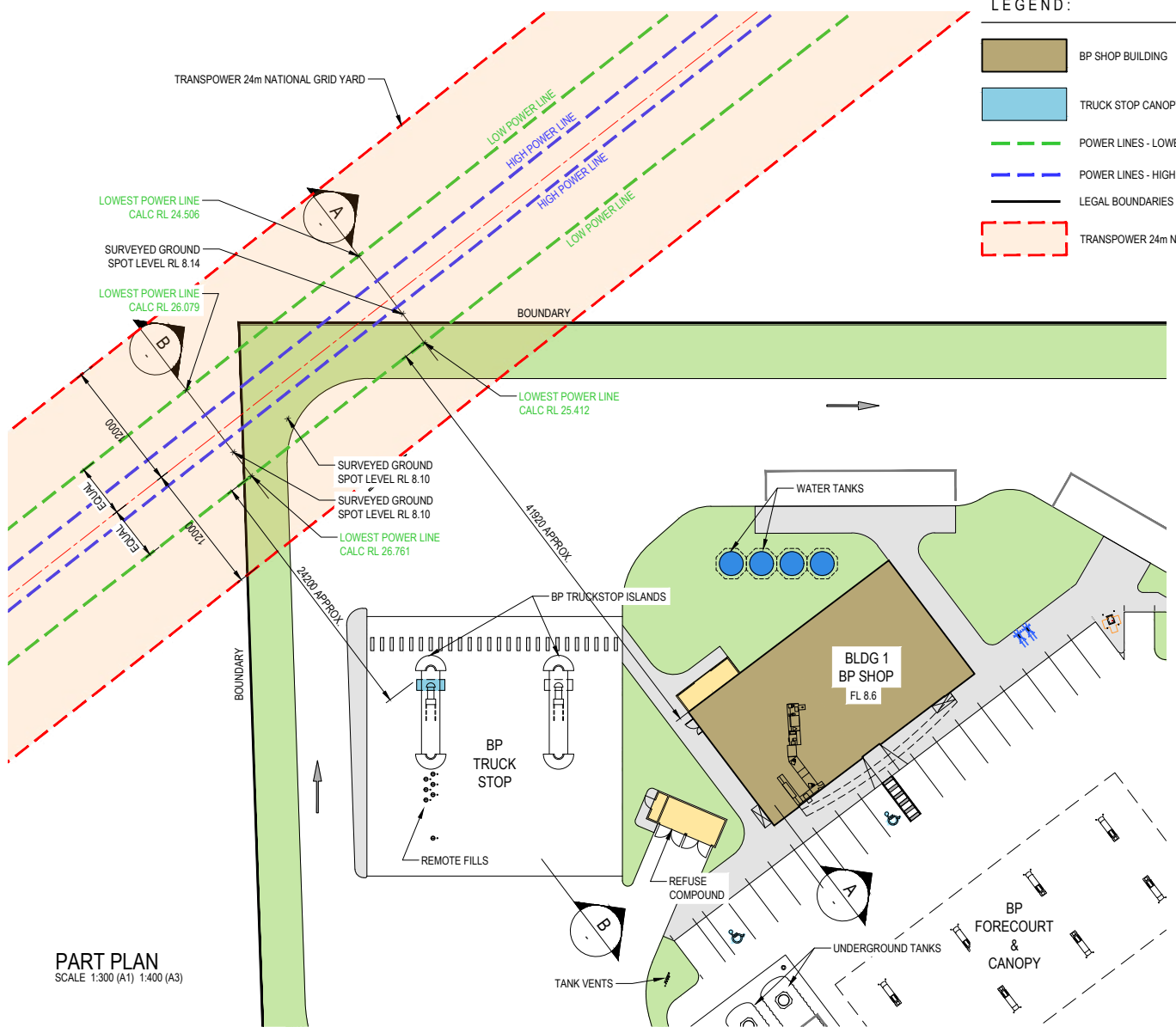
THE ELEVATIONAL TREATMENT OF THE QSR (BLDG 22) IS PROVIDED AS AN INDICATION AS TO POTENTIAL (NORMAL) QSR TREATMENT - ANOTHER 'SIMILAR' QSR MAY BE THE FINAL TENANT/OWNER.



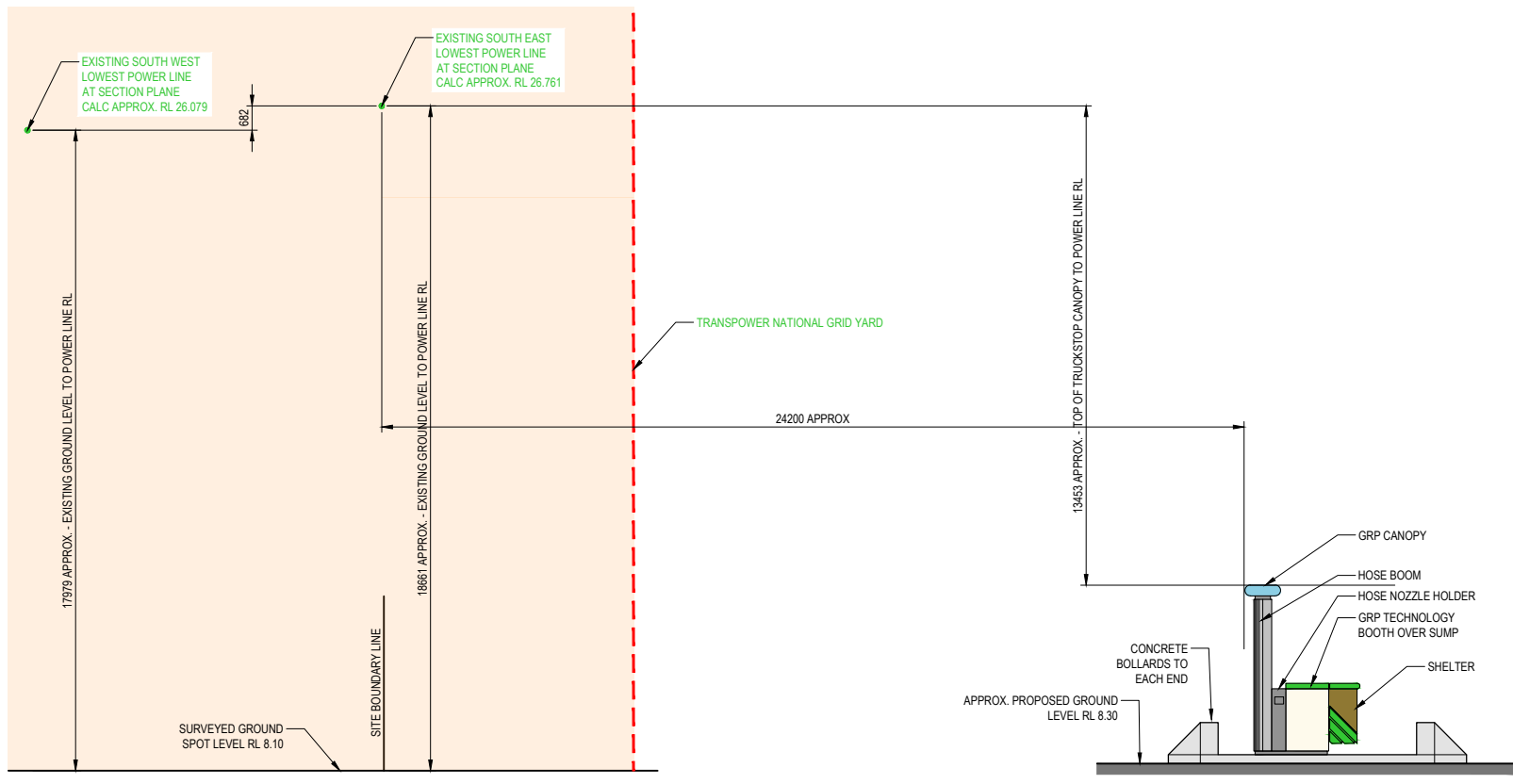
Client.	VACO INVESTMENTS LIMITED	
Project.	WAIPU GATEWAY SERVICE CENTRE 47 Millbrook Road, Waipu, Whangerei District	
Drawing.	Stage-1 Building 22 & 23 Floor Plans & Elevations	
	3096-H-S1-05	Revision. A

LEGEND:

- BP SHOP BUILDING
- TRUCK STOP CANOPY
- POWER LINES - LOWEST HEIGHT FROM GROUND LEVEL
- POWER LINES - HIGHEST HEIGHT FROM GROUND LEVEL
- LEGAL BOUNDARIES
- TRANSPOWER 24m NATIONAL GRID YARD



PART PLAN
SCALE 1:300 (A1) 1:400 (A3)



SECTION B
SCALE 1:100 (A1) 1:200 (A3)



SECTION A
SCALE 1:100 (A1) 1:200 (A3)



technitrades
ARCHITECTURE

12 Ben Lomond Crescent, Pakuranga, Auckland 2010
Phone (09) 5767166 | design@technitrades.co.nz

A1 Scale:	1:300, 100
A3 Scale:	1:600, 200
Designed:	L.MEIKLEJOHN
Drawn:	B.MILLWARD
REV.	DESCRIPTION
BY	DATE
A	STAGES REDEFINED - DWG NO.s REVISED
MK	25-07-24
A1 Plot Scale:	1:1
A3 Plot Scale:	1:2

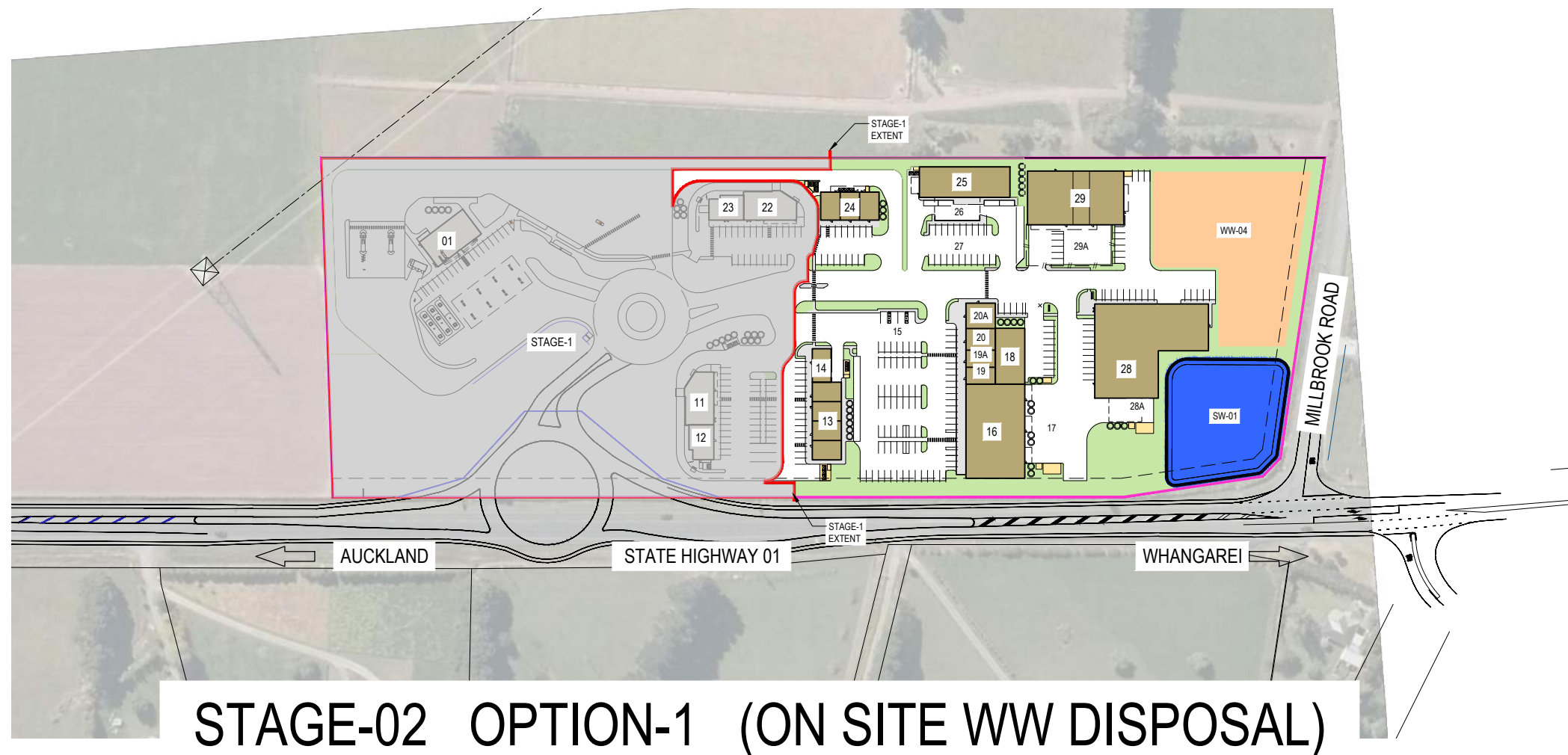
NOTES.
DO NOT SCALE.
DIMENSIONS IN MILLIMETERS UNLESS NOTED OTHERWISE.
IF IN DOUBT ON ANY ISSUE SEEK VERIFICATION PRIOR TO PROCEEDING.
READ THESE DRAWINGS IN CONJUNCTION WITH ALL OTHER CONSULTANTS DRAWINGS AND SPECIFICATIONS.

© THIS DOCUMENT IS CONFIDENTIAL. COPYRIGHT IS VESTED IN TECHNITRADES LIMITED. WRITTEN CONSENT IS REQUIRED PRIOR TO REPRODUCTION OF ANY KIND.
Client Reference No.

Project Title:
VACO INVESTMENTS LIMITED
WAIPU GATEWAY SERVICE CENTRE
47 Millbrook Road, Waipu, Whangārei District

Drawing Title:
Stage-1 Transmission Lines Clearances

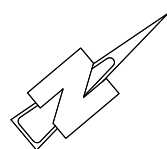
3096-H-S1-06 Rev: A




STAGE-02 OPTION-1 (ON SITE WW DISPOSAL)



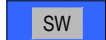




STAGE-02 OPTION-1 SHEET LIST

H-S2-1-01	-	STAGE-02	OPTION-1	PROPOSED SITE PLAN
H-S2-1-02	-	STAGE-02	OPTION-1	DETAIL SITE PLAN
H-S2-1-03	-	STAGE-02	OPTION-1	BUILDINGS 13 & 14 PLANS & ELEVATIONS
H-S2-1-04	-	STAGE-02	OPTION-1	BUILDINGS 16 & 20 PLANS
H-S2-1-05	-	STAGE-02	OPTION-1	BUILDINGS 16 & 20 ELEVATIONS
H-S2-1-06	-	STAGE-02	OPTION-1	BUILDING 24 PLAN & ELEVATIONS
H-S2-1-07	-	STAGE-02	OPTION-1	BUILDING 25 PLAN & ELEVATIONS
H-S2-1-08	-	STAGE-02	OPTION-1	BUILDING 28 PLAN
H-S2-1-09	-	STAGE-02	OPTION-1	BUILDING 26 ELEVATIONS
H-S2-1-10	-	STAGE-02	OPTION-1	BUILDING 29 PLAN & ELEVATIONS



 <p>TECHNITRADES ARCHITECTURE</p> <p>12 Ben Lomond Crescent, Pakuranga, Auckland 2010 Phone (09) 5767166 design@technitrades.co.nz</p>				A1 Scale. 1:1200	<p>NOTES.</p> <p>DO NOT SCALE. DIMENSIONS IN MILLIMETERS UNLESS NOTED OTHERWISE. IF IN DOUBT ON ANY ISSUE SEEK VERIFICATION PRIOR TO PROCEEDING. READ THESE DRAWINGS IN CONJUNCTION WITH ALL OTHER CONSULTANTS' DRAWINGS AND SPECIFICATIONS.</p>	<p>© THIS DOCUMENT IS CONFIDENTIAL. COPYRIGHT IS VESTED IN TECHNITRADES LIMITED. WRITTEN CONSENT IS REQUIRED PRIOR TO REPRODUCTION OF ANY KIND.</p> <p>COPYRIGHT © - TECHNITRADES ARCHITECTURE LTD</p> <p>Client Reference No.</p>	Project Title.	
				A3 Scale. 1:2400			Designed. L.MEIKLEJOHN	<p>VACO INVESTMENTS LIMITED</p> <p>WAIPU GATEWAY SERVICE CENTRE</p> <p>47 Millbrook Road, Waipu, Whangārei District</p>
				Drawn. B.MILLWARD			Drawing Title.	
B	SIGN REVISION	MK	07-08-24				Stage-2 Option-1 Cover Sheet	
A	STAGES REDEFINED - DWG NO.s REVISED	MK	25-07-24	A1 Plot Scale. 1:1				
REV.	DESCRIPTION	BY	DATE	A3 Plot Scale. 1:2				
							3096-H-S2-1-00	Rev: B

STAGE-2 (OPTION-1) LEGEND:

13	BLDG 408m2 (4 x 102m2 TENANCIES INDICATED)	21	QSR - 2 DRIVE THRU		OVERALL SITE AREA - 59,162 m2
14	BLDG 113m2	24	BLDG - 294m2 (3 x 98m2 TENANCIES INDICATED)		STAGE 2 EXTENT
15	EV PARKS (x 4)	25	FARMING & AGRI SUPPLIES - 500m2 + 72m2 MEZZ		STORM WATER PONDS - REFER TO CKL DOCS
16	BLDG 1,000m2 + 170m2 MEZZ UP TO 3 TENANCIES, SIZES SUBJECT TO TENANT NEEDS	26	OUTDOOR DISPLAY & STORAGE 191m2		WASTE WATER FIELD - REFER TO CKL DOCS
17	LOADING AREA	27	CAR PARKS		WATER TANKS
18	BLDG 296m2	28	BLDG 1,500m2 + 148m2 MEZZ		WATER TANKS - FIRE FIGHTING (FIRE ENGINEER TO CONFIRM REQUIREMENTS)
19	BLDG - 90m2	28A	LOADING		
19A	BLDG - 90m2	29	BLDG 930m2		
20	BLDG - 114m2	29A	OUTDOOR DISPLAY 342m2		
20A	BLDG - 135m2				

CAR PARK ASSESSMENT - STAGE 1 (AS PER 3096-S1-01):

STAGE-1 TOTALS = 64 CAR PARKS
4 GRILL PARKS
5 CAMPER PARKS
2 EV PARKS
1 AIR PARK
4 TRUCK PARKS
2 TRUCK EV PARKS
1 COACH PARK

STAGE 2 (OPTION-1) CAR PARK ASSESSMENT:

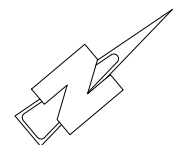
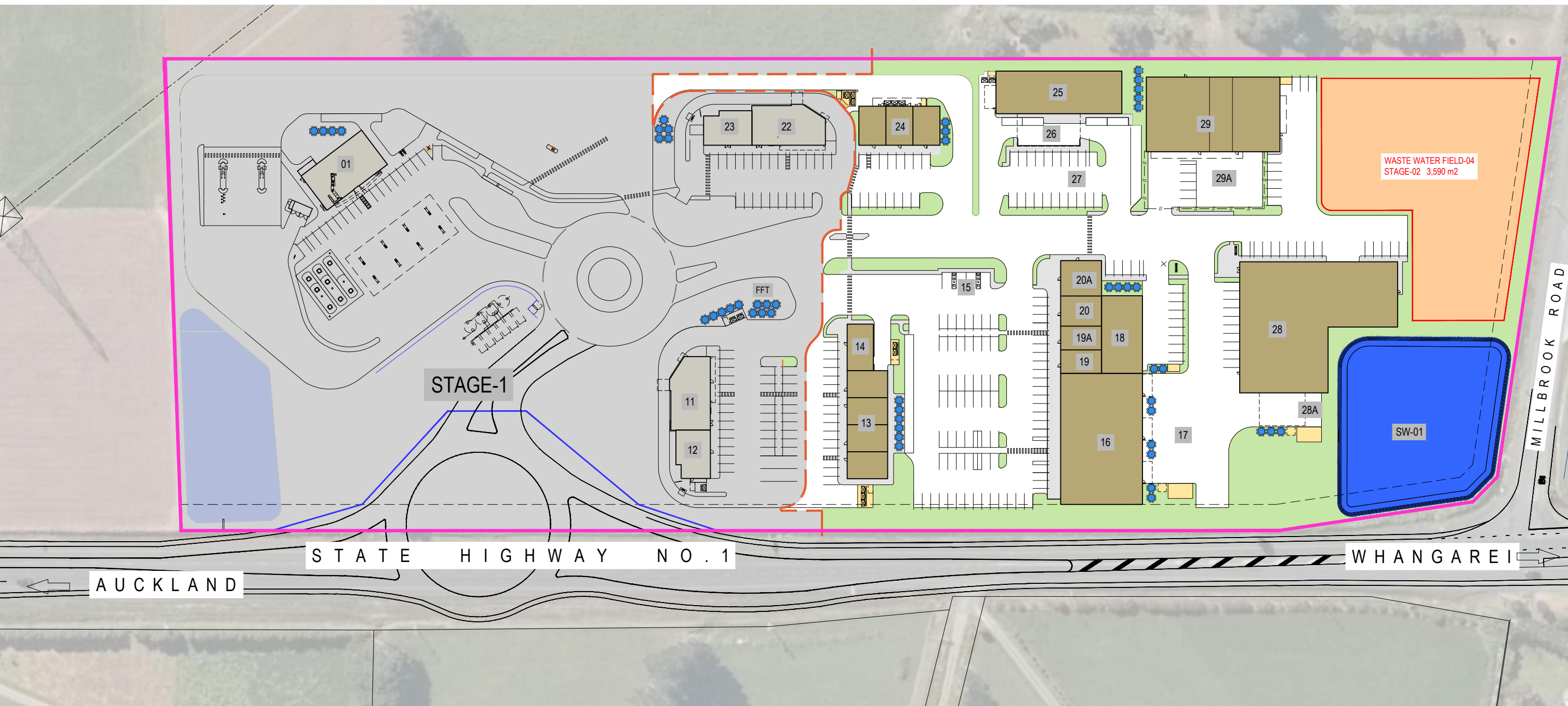
BLDG: USE:	AREA:	CAR PARKS PROVIDED
RURAL/HOME SUPPLIES, WAREHOUSING, MARINE OR VEHICLE SALES & SERVICE BUILDINGS 13,14,16,18,19-20a,21,22,23,25,28		
13 AS ABOVE	408m2	= 20
14 AS ABOVE	113m2	= 6
16 AS ABOVE	1,170m2	= 53 + 2 CAMPER PARKS
18 AS ABOVE	296m2	= 13
19-20 AS ABOVE	439m2	= 24
24 AS ABOVE	294m2	= 16

STAGE-2 (OPTION-1) CAR PARK:

BLDG: USE:	AREA:	CAR PARKS PROVIDED
25 FARMING & AGRICULTURAL SUPPLIES OUTDOOR DISPLAY	500m2 191m2	= 25 + 1 TRAILER
28 AS DETAILED OVER	1,500 + 148 MEZZ	= 24
29 AS DETAILED OVER BLDG 930m2 + O/SIDE DISPLAY 342m2		= 14
NOT OTHERWISE ACCOUNTED IN STAGE 2		= 4 EV PARKS
STAGE-2 (OPTION-1) TOTALS		= 195 CAR PARKS 2 CAMPER PARKS 1 TRAILER PARK 4 EV PARKS
OVERALL TOTALS (STAGE-1 + STAGE-2 (OPTION-1))		= 259 CAR PARKS 4 GRILL PARKS 7 CAMPER PARKS 1 TRAILER PARK 6 EV PARKS 1 AIR PARK 4 TRUCK PARKS 2 TRUCK EV PARKS 1 COACH PARK

STAGE-2 (OPTION-1) COVERAGE TABLE:

TOTAL SITE AREA	=	59,162 m2
PERMITTED BUILDING COVERAGE 59,162 m2 x .2	=	11,832 m2
PROPOSED BUILDING COVERAGE		
STAGE-1	=	1,670 m2 (incl canopies)
+ STAGE-2 (OPTION-1)	=	6,374 m2 (incl canopies)
	=	8,044 m2 (incl canopies)
PROPOSED LANDSCAPE AREA		
INCL PONDS	=	25,000m2
FOR STAGE 1 + SATGE 2 (OPTION-1)	=	41% NET SITE AREA



TECHNITRADES ARCHITECTURE
12 Ben Lomond Crescent, Pakuranga, Auckland 2010
Phone (09) 5767166 | design@technitrades.co.nz

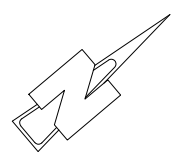
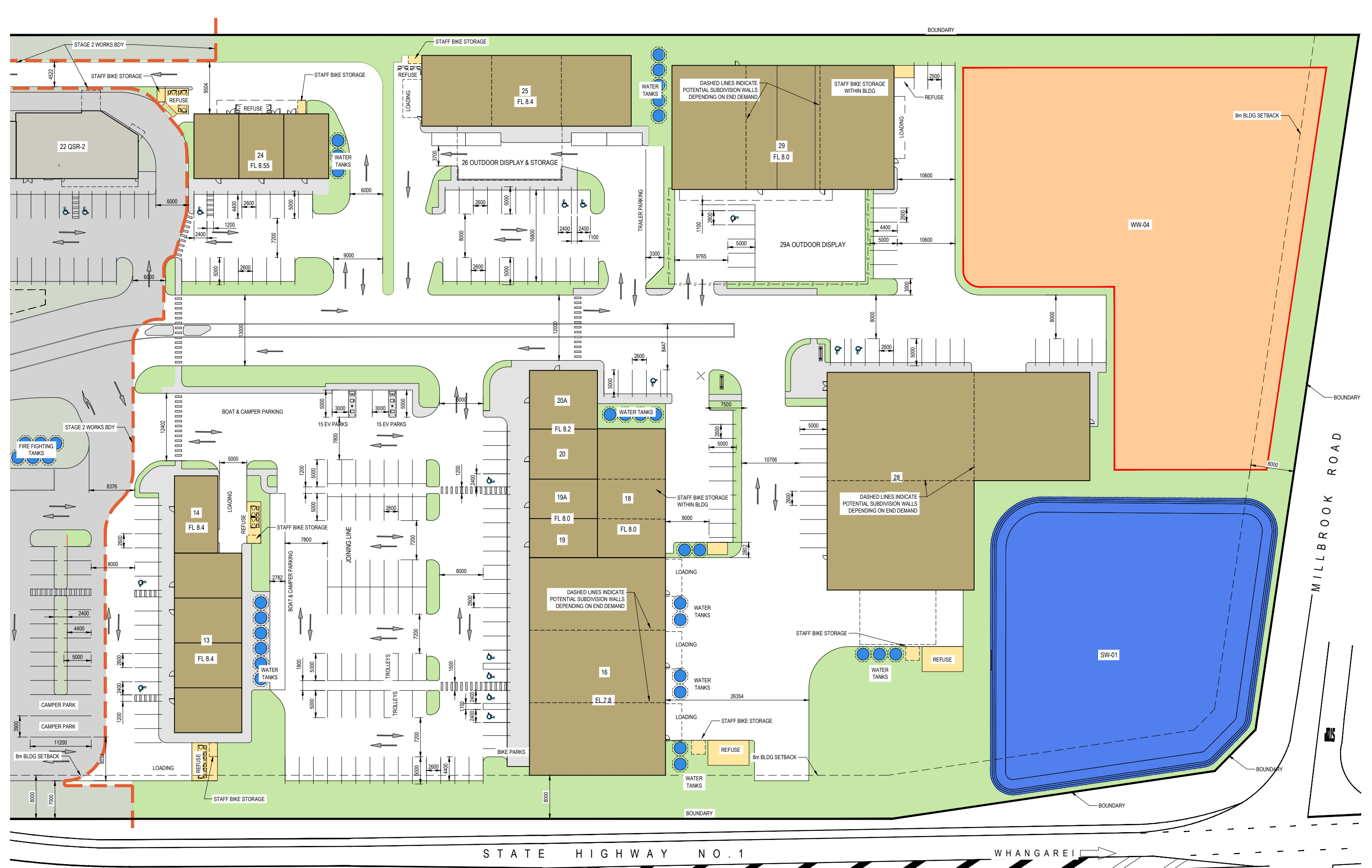
REV.	DESCRIPTION	BY	DATE	A1 Plot Scale:	1:2
B	SIGN REVISION	MK	07-08-24	Drawn:	B.MILLWARD
A	STAGES REDEFINED - DWG NO's REVISED	MK	25-07-24	A1 Plot Scale:	1:1

NOTES:
DO NOT SCALE.
DIMENSIONS IN MILLIMETERS UNLESS NOTED OTHERWISE.
IF IN DOUBT ON ANY ISSUE SEEK VERIFICATION PRIOR TO PROCEEDING.
READ THESE DRAWINGS IN CONJUNCTION WITH ALL OTHER CONSULTANT'S DRAWINGS AND SPECIFICATIONS.

© THIS DOCUMENT IS CONFIDENTIAL. COPYRIGHT IS VESTED IN TECHNITRADES LIMITED. WRITTEN CONSENT IS REQUIRED PRIOR TO REPRODUCTION OF ANY KIND.
COPYRIGHT © - TECHNITRADES ARCHITECTURE LTD
Client Reference No.

Project Title:
VACO INVESTMENTS LIMITED
WAIPU GATEWAY SERVICE CENTRE
47 Millbrook Road, Waipu, Whangārei District
Drawing Title:
Stage-2 Option-1 Proposed Site Plan

3096-H-S2-1-01 Rev: B



technitrades
ARCHITECTURE

12 Ben Lomond Crescent, Pakuranga, Auckland 2010
Phone (09) 5767166 | design@technitrades.co.nz

				A1 Scale.	1:300
				A3 Scale.	1:600
				Designed.	L.MEIKLEJOHN
				Drawn.	B.MILLWARD
B	SIGN REVISION	MK	07-08-24	A1 Plot Scale.	1:1
A	STAGES REDEFINED - DWG NO.s REVISED	MK	25-07-24	A3 Plot Scale.	1:2
REV.	DESCRIPTION	BY	DATE		

NOTES.
DO NOT SCALE.
DIMENSIONS IN MILLIMETERS UNLESS NOTED OTHERWISE.
IF IN DOUBT ON ANY ISSUE SEEK VERIFICATION PRIOR TO PROCEEDING.
READ THESE DRAWINGS IN CONJUNCTION WITH ALL OTHER CONSULTANTS DRAWINGS AND SPECIFICATIONS.

©
THIS DOCUMENT IS CONFIDENTIAL.
COPYRIGHT IS VESTED IN TECHNITRADES LIMITED.
WRITTEN CONSENT IS REQUIRED PRIOR TO REPRODUCTION OF ANY KIND.
COPYRIGHT © - TECHNITRADES ARCHITECTURE LTD
Client Reference No.

Project Title:
VACO INVESTMENTS LIMITED
WAIPU GATEWAY SERVICE CENTRE
47 Millbrook Road, Waipu, Whangārei District





Drawing Title:
Stage-2 Option-1 Proposed Detail Site Plan

3096-H-S2-1-02

Rev: **B**

CONSTRUCTION LEGEND:

CLADDING:

-  WALL 1 - HORIZONTAL METAL PROFILE CLADDING
-  WALL 2 - PRECAST CONCRETE PANEL OR SIMILAR CLADDING
-  WALL 3 - VERTICAL METAL PROFILE CLADDING
-  WINDOWS / GLAZING

© THIS DOCUMENT IS CONFIDENTIAL. COPYRIGHT IS VESTED IN TECHNITRADES ARCHITECTURE LTD. WRITTEN CONSENT IS REQUIRED PRIOR TO REPRODUCTION.	A1 Scale:	1:100
	A3 Scale:	1:200
	Designed:	L.MEIKLEJOHN
	Drawn:	B.MILLWARD
	A1 Plot Scale:	1:1
A3 Plot Scale:	1:2	

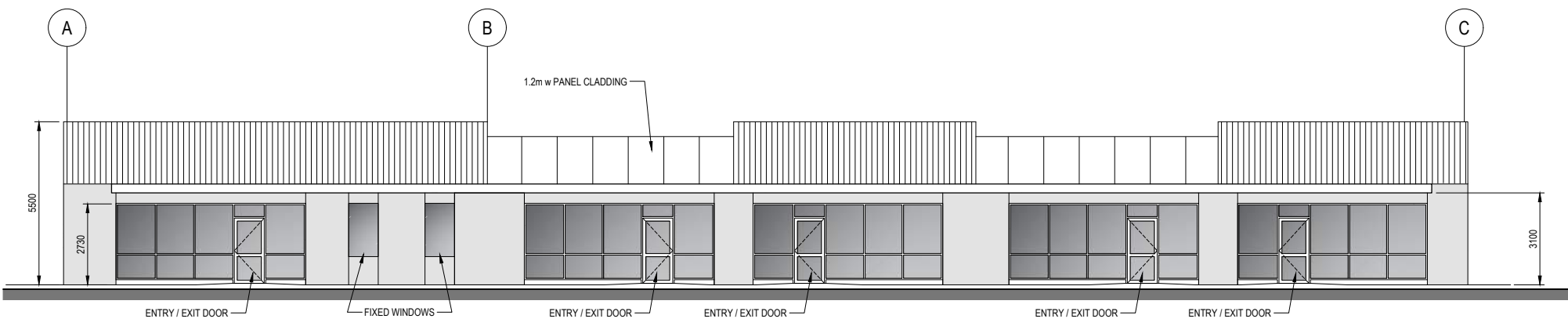
NOTES

DO NOT SCALE.
 DIMENSIONS IN MILLIMETERS UNLESS NOTED OTHERWISE.
 IF IN DOUBT ON ANY ISSUE SEEK VERIFICATION PRIOR TO PROCEEDING.
 READ THESE DRAWINGS IN CONJUNCTION WITH ALL OTHER CONSULTANTS DRAWINGS AND SPECIFICATIONS.

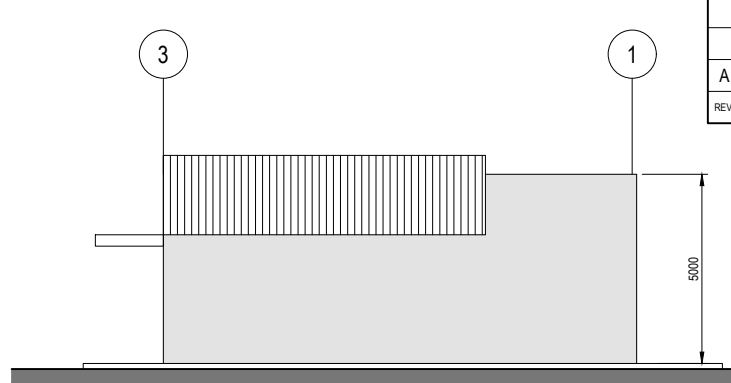
REV.	DESCRIPTION	BY	DATE
A	STAGES REDEFINED - DWG NO.s REVISED	MK	25-07-24



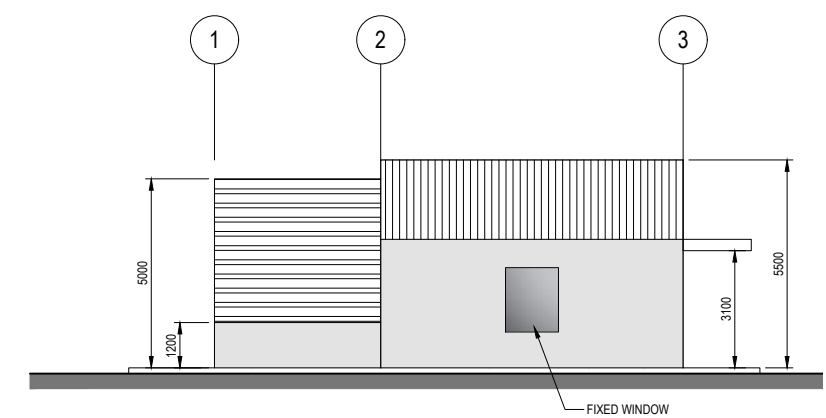
NORTH ELEVATION
 SCALE 1:100 (A1) 1:200 (A3)



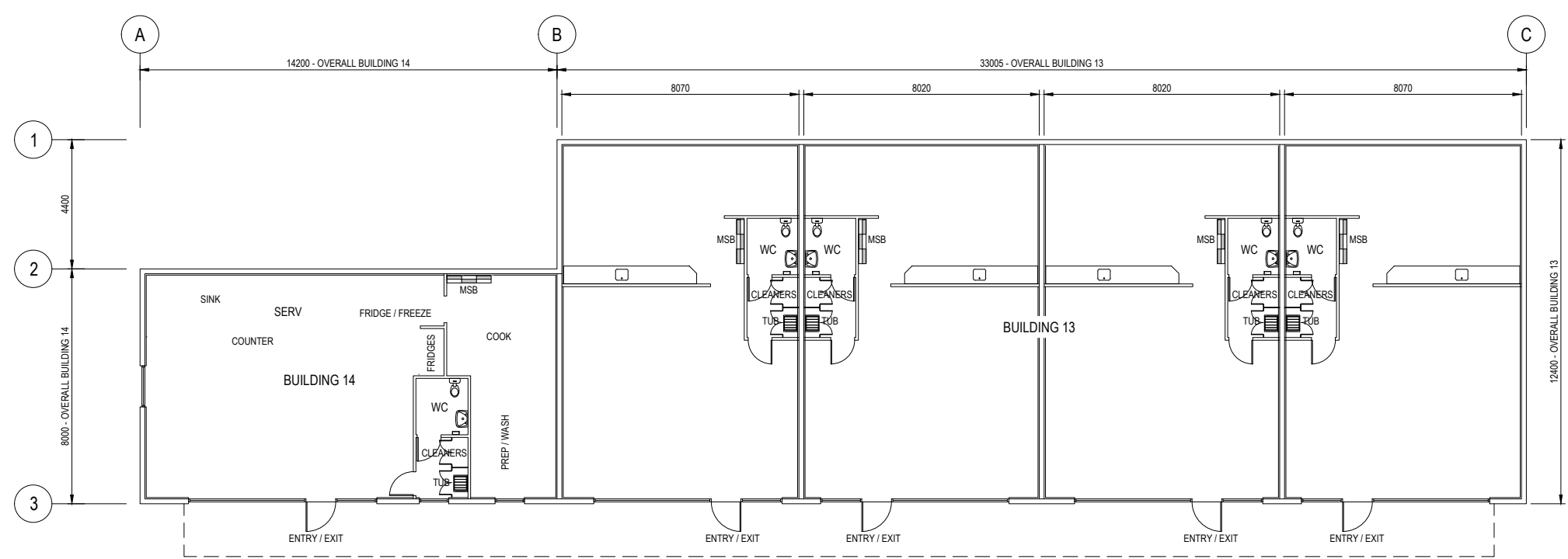
SOUTH ELEVATION
 SCALE 1:100 (A1) 1:200 (A3)



EAST ELEVATION
 SCALE 1:100 (A1) 1:200 (A3)



WEST ELEVATION
 SCALE 1:100 (A1) 1:200 (A3)



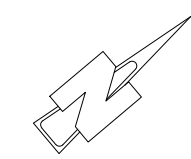
GROUND FLOOR PLAN
 SCALE 1:100 (A1) 1:200 (A3)

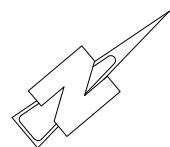
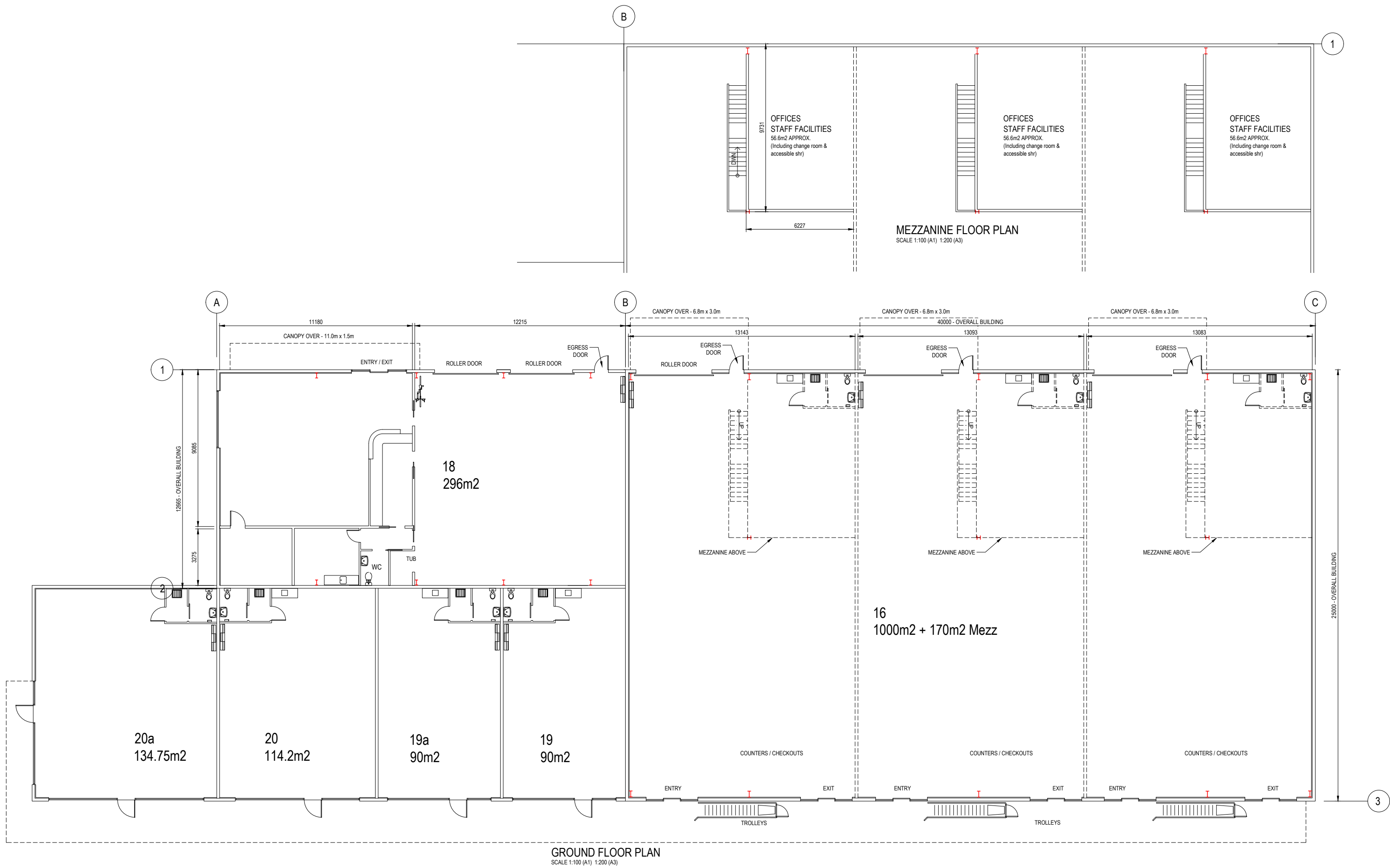
Client: **VACO INVESTMENTS LIMITED**

Project: **WAIPU GATEWAY SERVICE CENTRE**
 47 Millbrook Road, Waipu, Whangerei District

Drawing: **Stage-2 Option-1 Building 13 & 14**
 Floor Plans & Elevations

3096-H-S2-1-03 **A**





TECHNITRADES ARCHITECTURE
12 Ben Lomond Crescent, Pakuranga, Auckland 2010
Phone (09) 5767166 | design@technitrades.co.nz

				A1 Scale.	1:100
				A3 Scale.	1:200
				Designed.	L.MEIKLEJOHN
				Drawn.	B.MILLWARD
A	STAGES REDEFINED - DWG NO's REVISED	MK	25-07-24	A1 Plot Scale.	1:1
REV.	DESCRIPTION	BY	DATE	A3 Plot Scale.	1:2

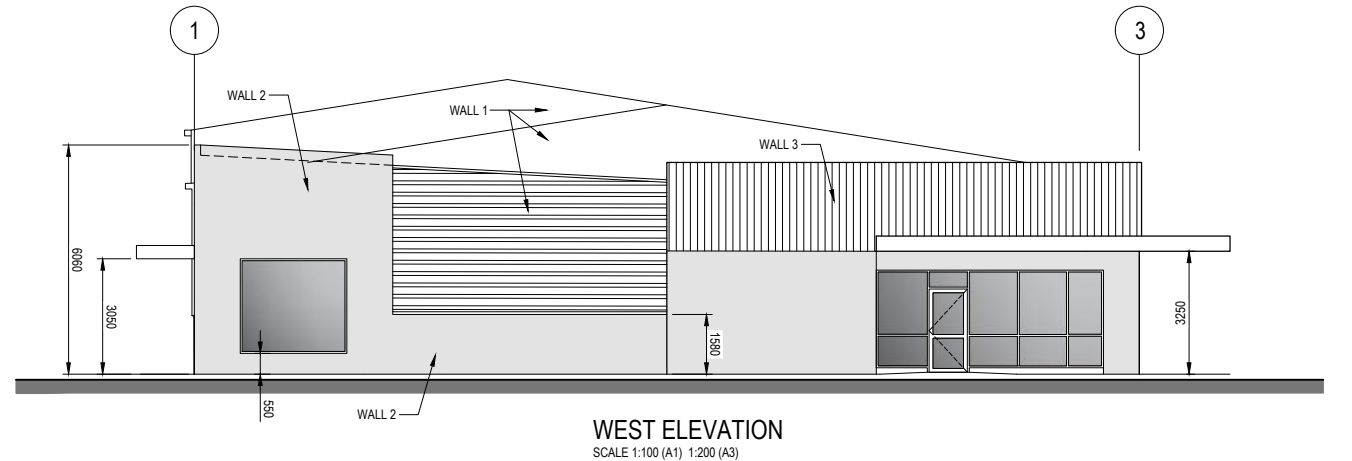
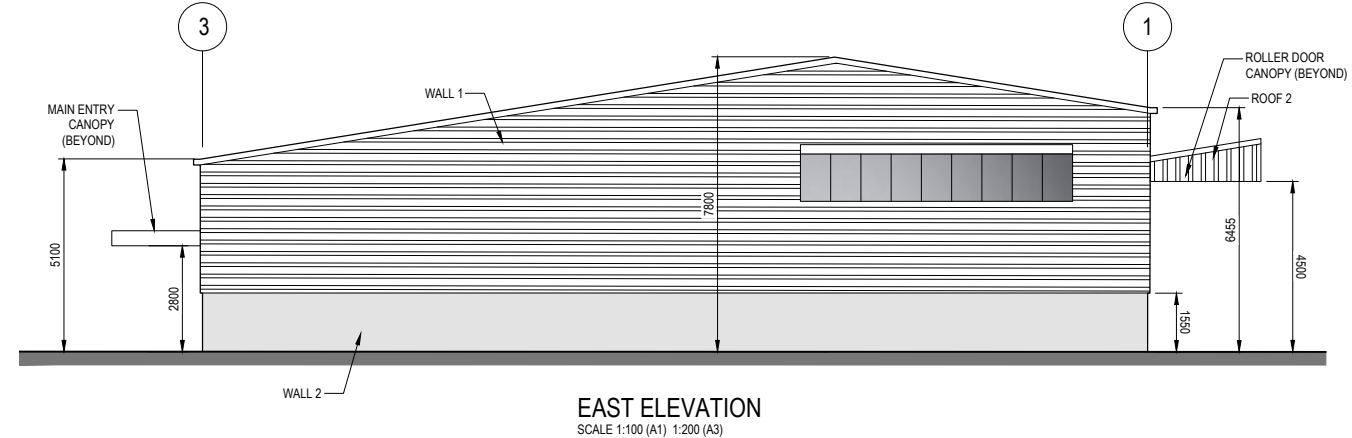
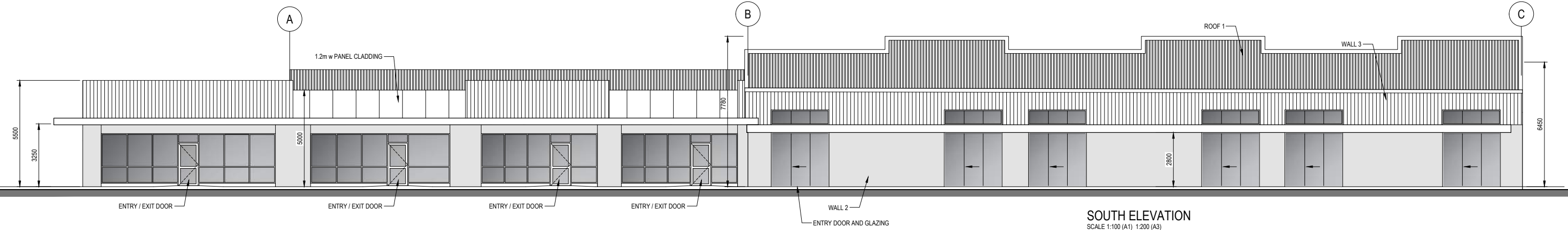
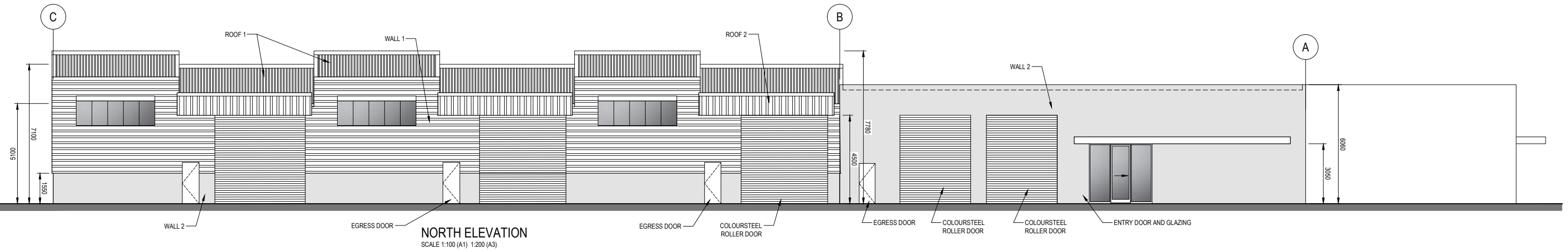
NOTES.
DO NOT SCALE.
DIMENSIONS IN MILLIMETERS UNLESS NOTED OTHERWISE.
IF IN DOUBT ON ANY ISSUE SEEK VERIFICATION PRIOR TO PROCEEDING.
READ THESE DRAWINGS IN CONJUNCTION WITH ALL OTHER CONSULTANTS DRAWINGS AND SPECIFICATIONS.

© THIS DOCUMENT IS CONFIDENTIAL. COPYRIGHT IS VESTED IN TECHNITRADES LIMITED. WRITTEN CONSENT IS REQUIRED PRIOR TO REPRODUCTION OF ANY KIND.
COPYRIGHT © - TECHNITRADES ARCHITECTURE LTD
Client Reference No.








Project Title:
VACO INVESTMENTS LIMITED
WAIPU GATEWAY SERVICE CENTRE
47 Millbrook Road, Waipu, Whangārei District

Drawing Title:
Stage-2 Option-1 Building 16, 18, 19 & 20 Plans

3096-H-S2-1-04 Rev: A



CONSTRUCTION LEGEND:

- CLADDING:**
-  ROOF 1 - LONG RUN METAL PROFILE ROOFING
 -  ROOF 2 - LONG RUN METAL PROFILE ROOFING - CANOPY
 -  WALL 1 - HORIZONTAL METAL PROFILE CLADDING
 -  WALL 2 - PRECAST CONCRETE PANEL OR SIMILAR CLADDING
 -  WALL 3 - VERTICAL METAL PROFILE CLADDING
 -  COLOURSTEEL ROLLER DOOR
 -  WINDOWS / GLAZING

TECHNITRADES ARCHITECTURE
12 Ben Lomond Crescent, Pakuranga, Auckland 2010
Phone (09) 5767166 | design@technitrades.co.nz

				A1 Scale.	1:100
				A3 Scale.	1:200
				Designed.	L.MEIKLEJOHN
				Drawn.	B.MILLWARD
A	STAGES REDEFINED	MK	25-07-24	A1 Plot Scale.	1:1
REV.	DESCRIPTION	BY	DATE	A3 Plot Scale.	1:2

NOTES:
DO NOT SCALE.
DIMENSIONS IN MILLIMETERS UNLESS NOTED OTHERWISE.
IF IN DOUBT ON ANY ISSUE SEEK VERIFICATION PRIOR TO PROCEEDING.
READ THESE DRAWINGS IN CONJUNCTION WITH ALL OTHER CONSULTANTS DRAWINGS AND SPECIFICATIONS.

© THIS DOCUMENT IS CONFIDENTIAL. COPYRIGHT IS VESTED IN TECHNITRADES LIMITED. WRITTEN CONSENT IS REQUIRED PRIOR TO REPRODUCTION OF ANY KIND.
Client Reference No.

Project Title:
VACO INVESTMENTS LIMITED
WAIPU GATEWAY SERVICE CENTRE
47 Millbrook Road, Waipu, Whangārei District

Drawing Title:
Stage-2 Option-1 Building 16, 18, 19 & 20 Elevations

3096-H-S2-1-05 Rev: A

© THIS DOCUMENT IS CONFIDENTIAL. COPYRIGHT IS VESTED IN TECHNITRADES ARCHITECTURE LTD. WRITTEN CONSENT IS REQUIRED PRIOR TO REPRODUCTION	A1 Scale:	1:100
	A3 Scale:	1:200
	Designed:	L.MEIKLEJOHN
	Drawn:	B.MILLWARD
A1 Plot Scale:		1:1
A3 Plot Scale:		1:2








NOTES

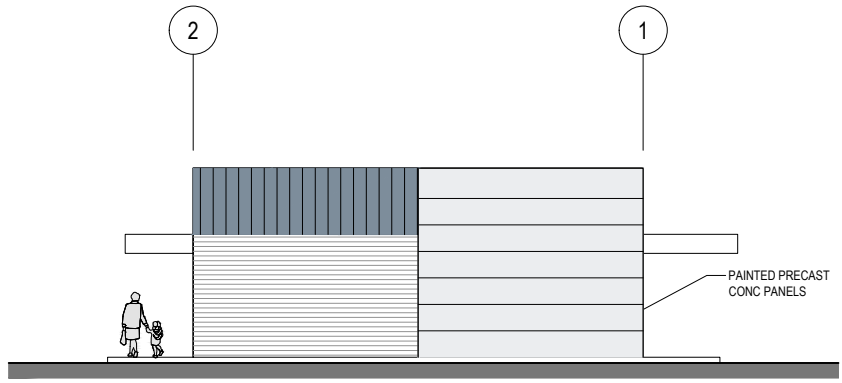
DO NOT SCALE.
DIMENSIONS IN MILLIMETERS UNLESS NOTED OTHERWISE.
IF IN DOUBT ON ANY ISSUE SEEK VERIFICATION PRIOR TO PROCEEDING.
READ THESE DRAWINGS IN CONJUNCTION WITH ALL OTHER CONSULTANTS DRAWINGS AND SPECIFICATIONS.

REV.	DESCRIPTION	BY	DATE
A	STAGES REDEFINED - DWG NO.s REVISED	MK	25-07-24

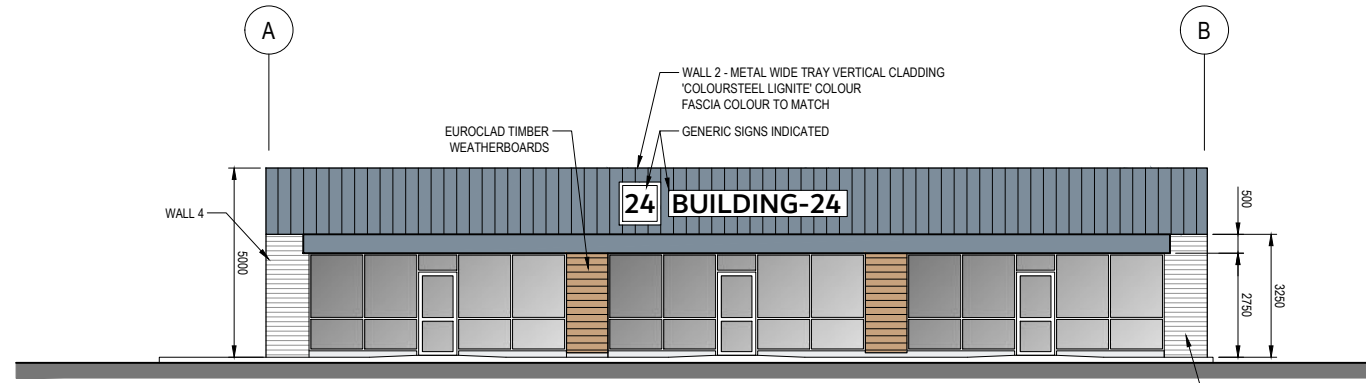
CONSTRUCTION LEGEND:

CLADDING:

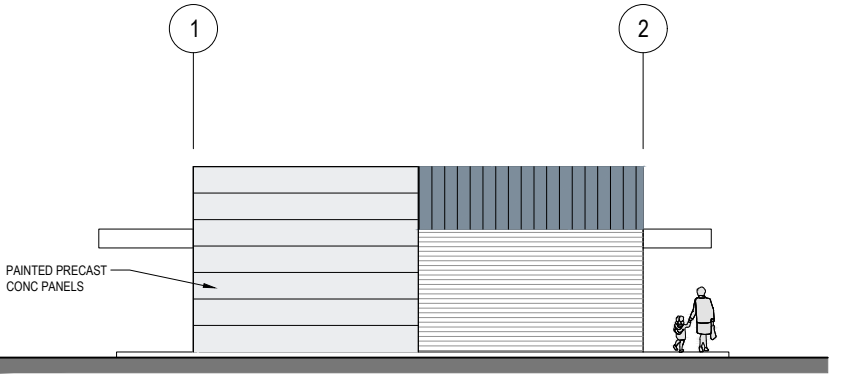
-  ROOF 1 - FLAT FASCIA ACM - CANOPY
-  WALL 1 - METAL WIDE TRAY VERTICAL
-  WALL 2 - PRECAST CONCRETE PANEL OR SIMILAR CLADDING
-  WALL 3 - VERTICAL METAL PROFILE CLADDING
-  WALL 4 - HORIZONTAL CLADDING
-  WINDOWS / GLAZING
-  EUROCLAD TIMBER WEATHERBOARDS



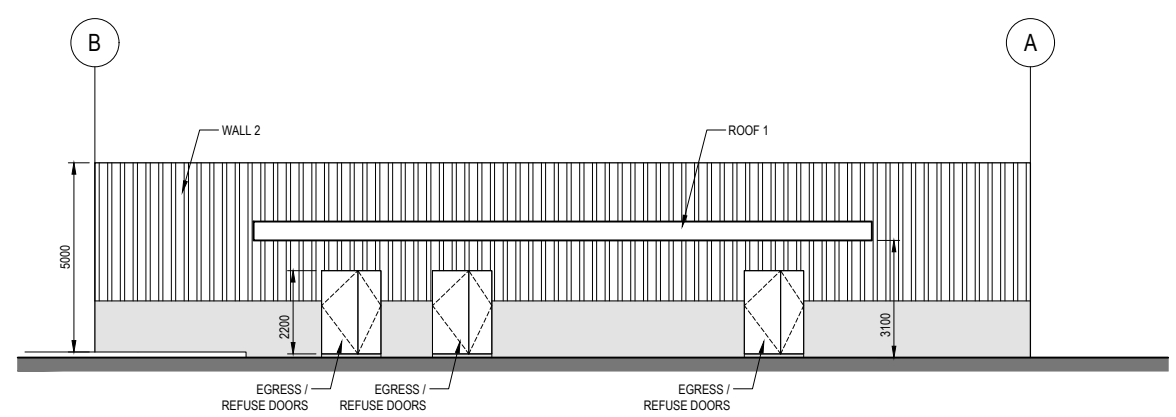
NORTH ELEVATION
SCALE 1:100 (A1) 1:200 (A3)



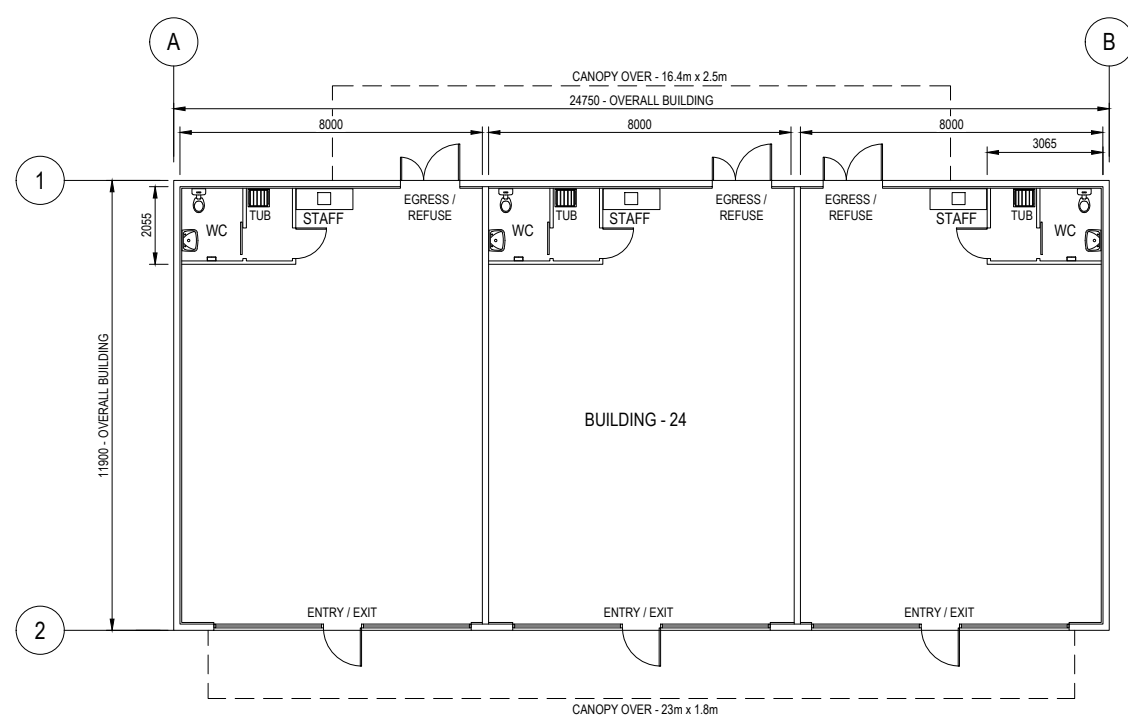
EAST ELEVATION
SCALE 1:100 (A1) 1:200 (A3)



SOUTH ELEVATION
SCALE 1:100 (A1) 1:200 (A3)

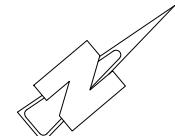


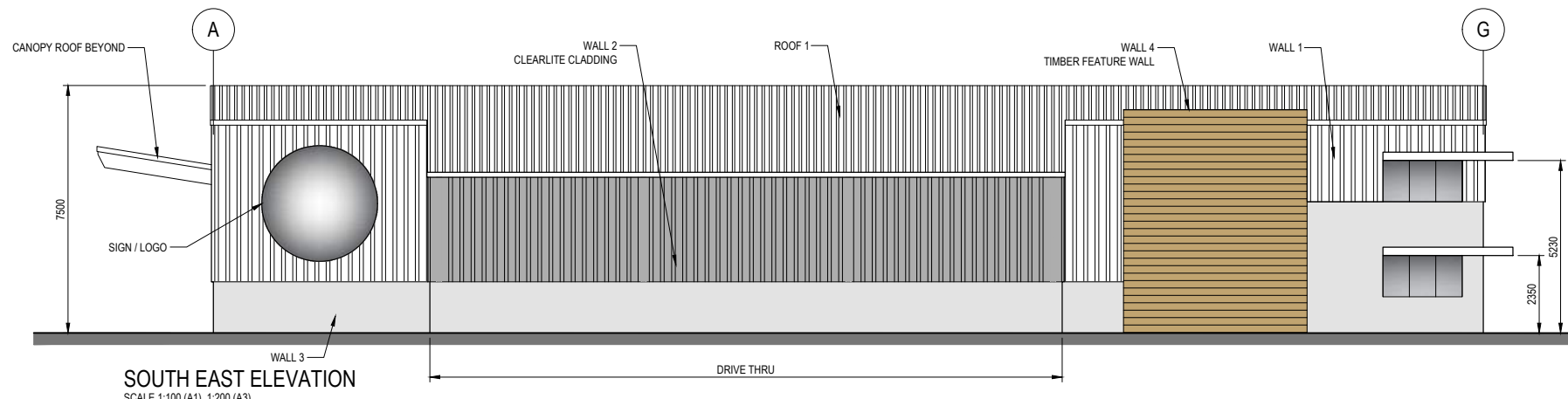
WEST ELEVATION
SCALE 1:100 (A1) 1:200 (A3)



FLOOR PLAN
SCALE 1:100 (A1) 1:200 (A3)

Client:	VACO INVESTMENTS LIMITED	
Project:	WAIPU GATEWAY SERVICE CENTRE 47 Millbrook Road, Waipu, Whangerei District	
Drawing:	Stage-2 Option-1 Building 24 Floor Plan & Elevations	
	3096-H-S2-1-06	Revision: A





CONSTRUCTION LEGEND:

- CLADDING:**
- ROOF 1 - LONG RUN METAL PROFILE ROOFING
 - WALL 1 - VERTICAL METAL PROFILE CLADDING
 - WALL 2 - VERTICAL CLEARLITE CLADDING
 - WALL 3 - PRECAST CONCRETE PANEL OR SIMILAR CLADDING
 - WALL 4 - TIMBER CLAD WALL
 - COLOURSTEEL ROLLER DOOR
 - WINDOWS / GLAZING

TECHNITRADES ARCHITECTURE
12 Ben Lomond Crescent, Pakuranga, Auckland 2010
Phone (09) 5767166 | design@technitrades.co.nz

©	A1 Scale:	1:100
	A3 Scale:	1:200
THIS DOCUMENT IS CONFIDENTIAL. COPYRIGHT IS VESTED IN TECHNITRADES ARCHITECTURE LTD. WRITTEN CONSENT IS REQUIRED PRIOR TO REPRODUCTION.	Designed:	L.MEIKLEJOHN
	Drawn:	B.MILLWARD
	A1 Plot Scale:	1:1
	A3 Plot Scale:	1:2

NOTES

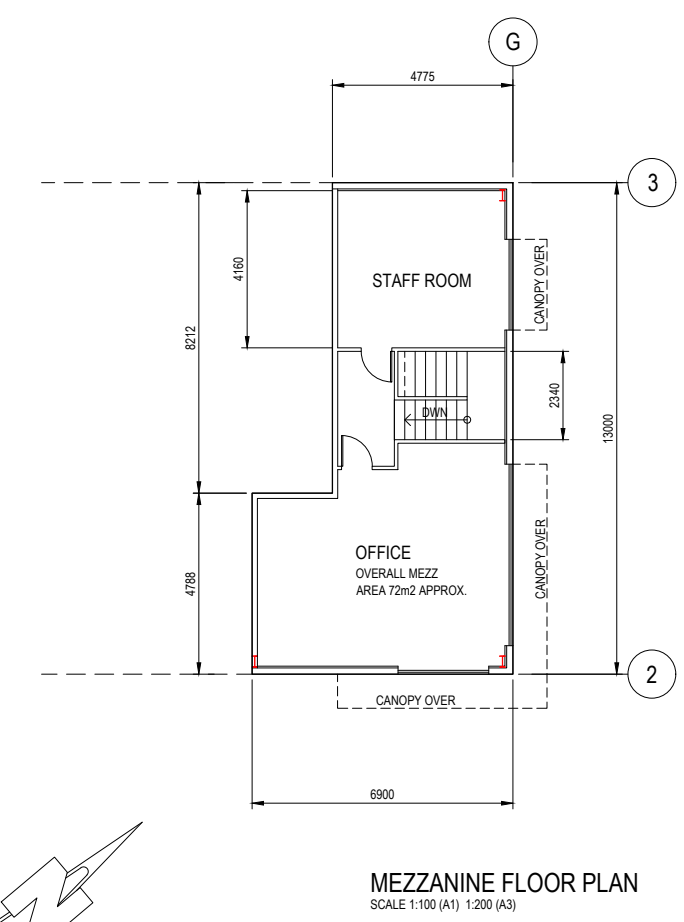
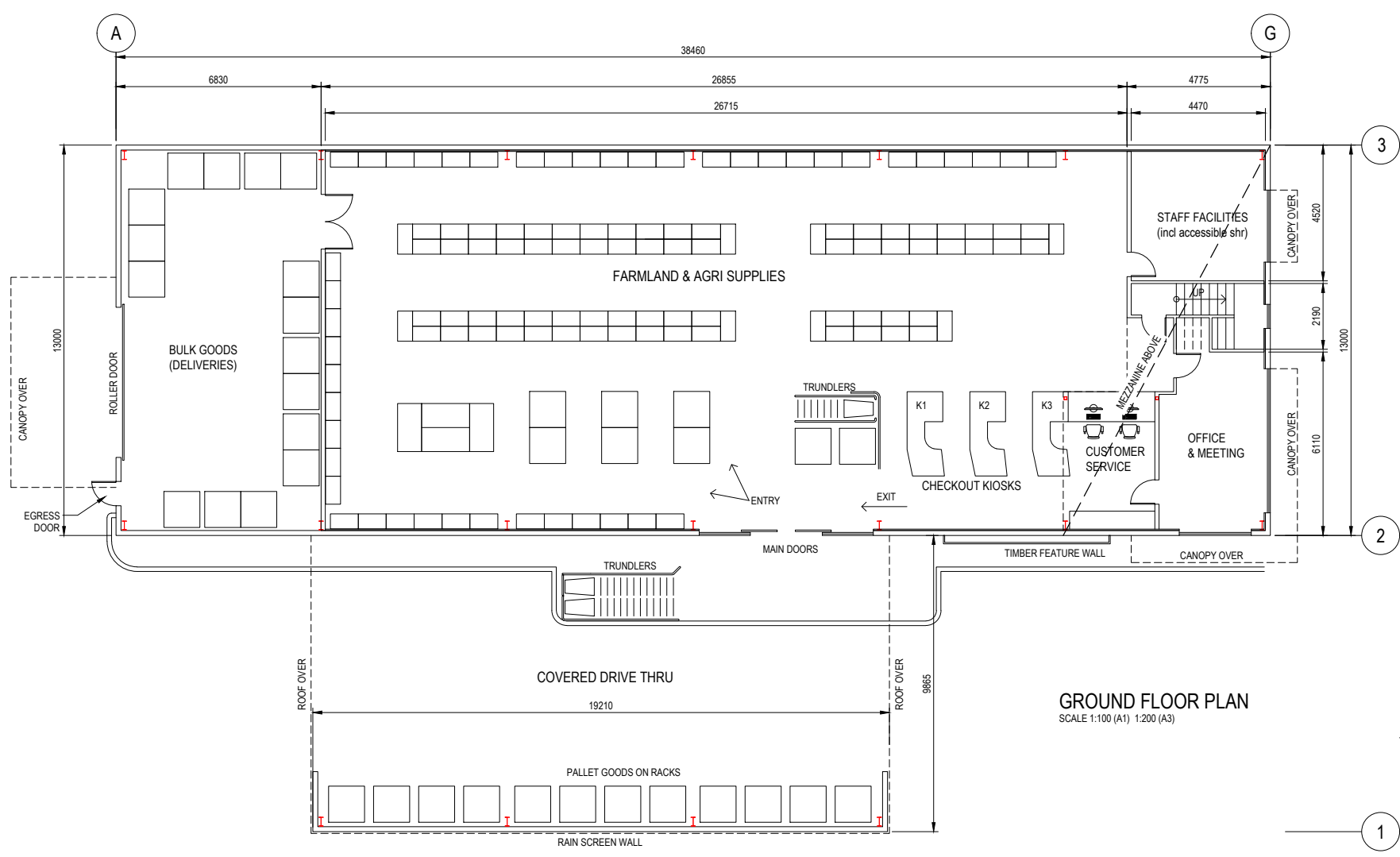
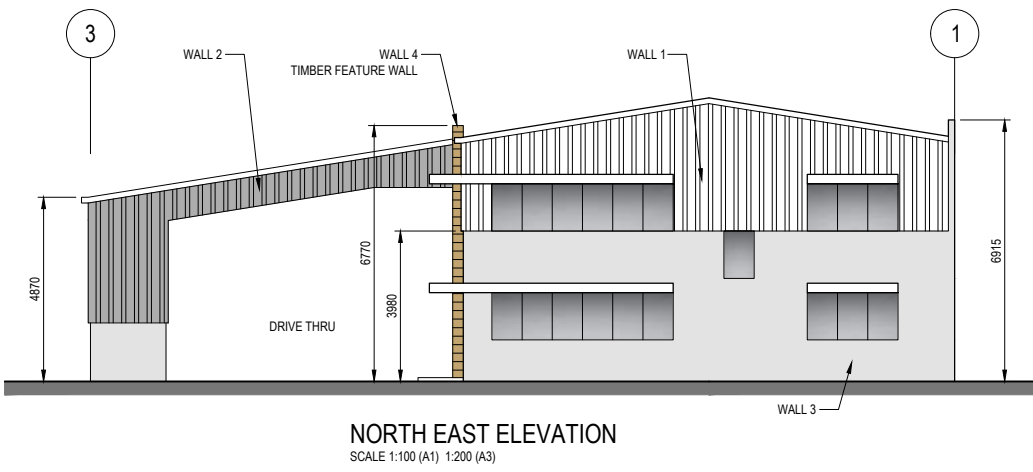
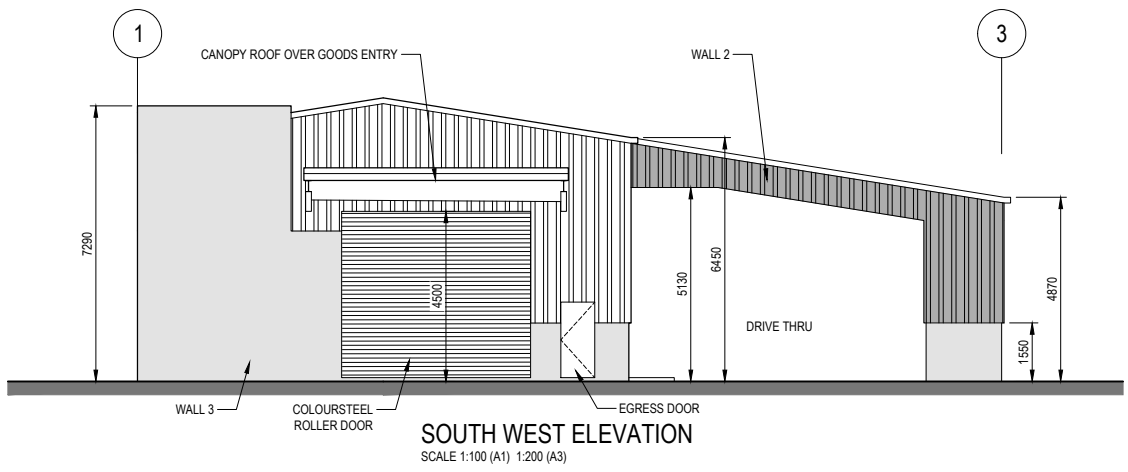
DO NOT SCALE.

DIMENSIONS IN MILLIMETERS UNLESS NOTED OTHERWISE.

IF IN DOUBT ON ANY ISSUE SEEK VERIFICATION PRIOR TO PROCEEDING.

READ THESE DRAWINGS IN CONJUNCTION WITH ALL OTHER CONSULTANTS DRAWINGS AND SPECIFICATIONS.

REV.	DESCRIPTION	BY	DATE
A	STAGES REDEFINED - DWG NO.s REVISED	MK	25-07-24



Client: **VACO INVESTMENTS LIMITED**

Project: **WAIPU GATEWAY SERVICE CENTRE**
47 Millbrook Road, Waipu, Whangerei District

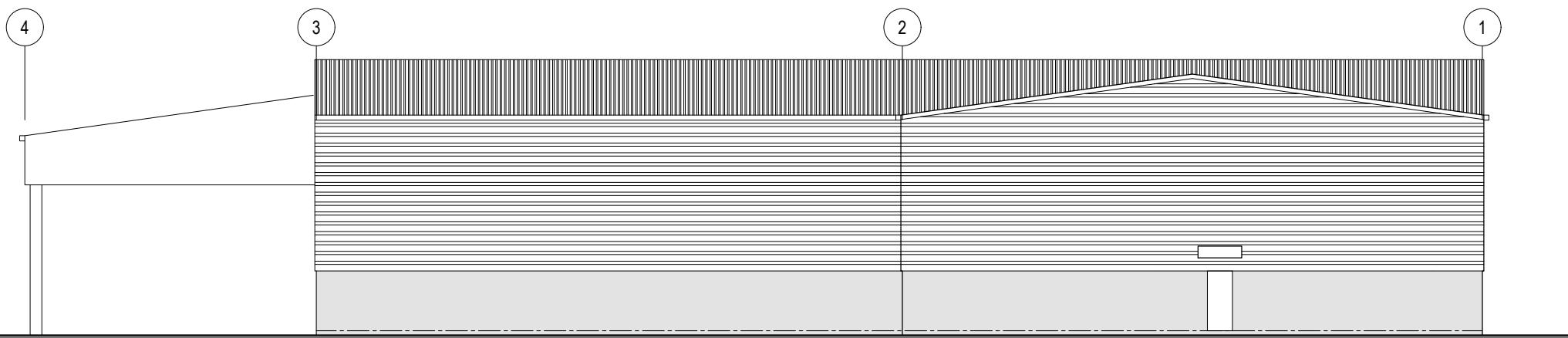
Drawing: **Stage-2 Option-1 Building 25**
Floor Plan & Elevations

3096-H-S2-1-07 Revision: **A**

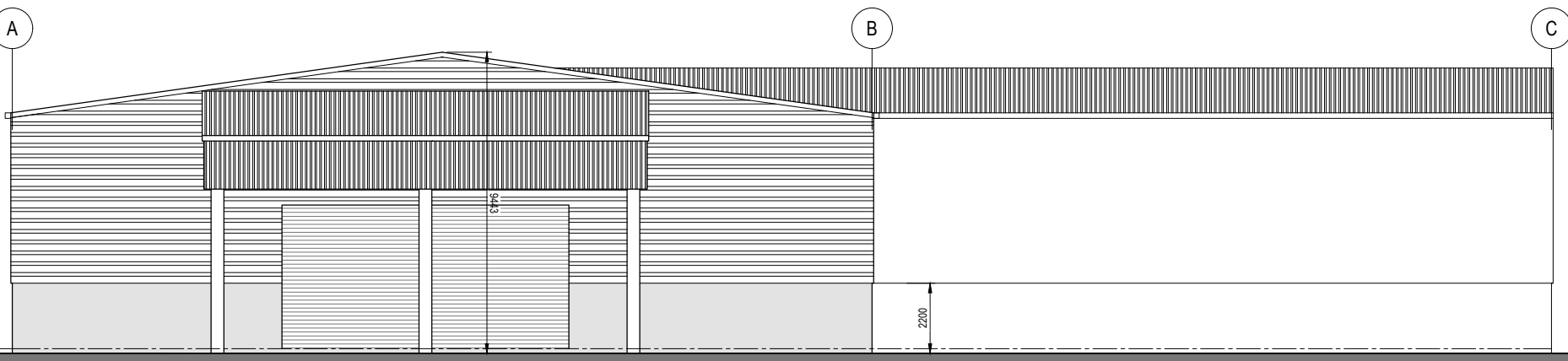
© THIS DOCUMENT IS CONFIDENTIAL. COPYRIGHT IS VESTED IN TECHNITRADES ARCHITECTURE LTD. WRITTEN CONSENT IS REQUIRED PRIOR TO REPRODUCTION	A1 Scale.	1:100
	A3 Scale.	1:200
	Designed.	L.MEIKLEJOHN
	Drawn.	B.MILLWARD
	A1 Plot Scale.	1:1
A3 Plot Scale.	1:2	

NOTES
 DO NOT SCALE.
 DIMENSIONS IN MILLIMETERS UNLESS NOTED OTHERWISE.
 IF IN DOUBT ON ANY ISSUE SEEK VERIFICATION PRIOR TO PROCEEDING.
 READ THESE DRAWINGS IN CONJUNCTION WITH ALL OTHER CONSULTANTS DRAWINGS AND SPECIFICATIONS.

REV.	DESCRIPTION	BY	DATE
A	STAGES REDEFINED - DWG NO.s REVISED	MK	25-07-24



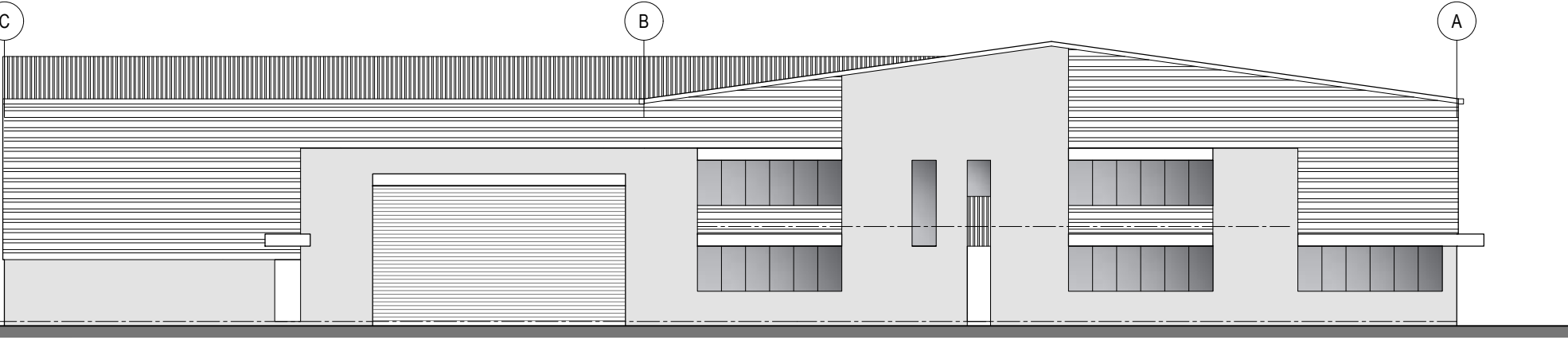
NORTH EAST ELEVATION - BUILDING 28
 SCALE 1:100 (A1) 1:200 (A3)




SOUTH EAST ELEVATION - BUILDING 28
 SCALE 1:100 (A1) 1:200 (A3)

CONSTRUCTION LEGEND:

	ROOF 1 - LONG RUN METAL PROFILE ROOFING		WALL 2 - PRECAST CONCRETE PANEL		CLADDING
	WALL 1 - HORIZONTAL METAL PROFILE CLADDING		COLOURSTEEL ROLLER DOOR		WINDOWS / GLAZING

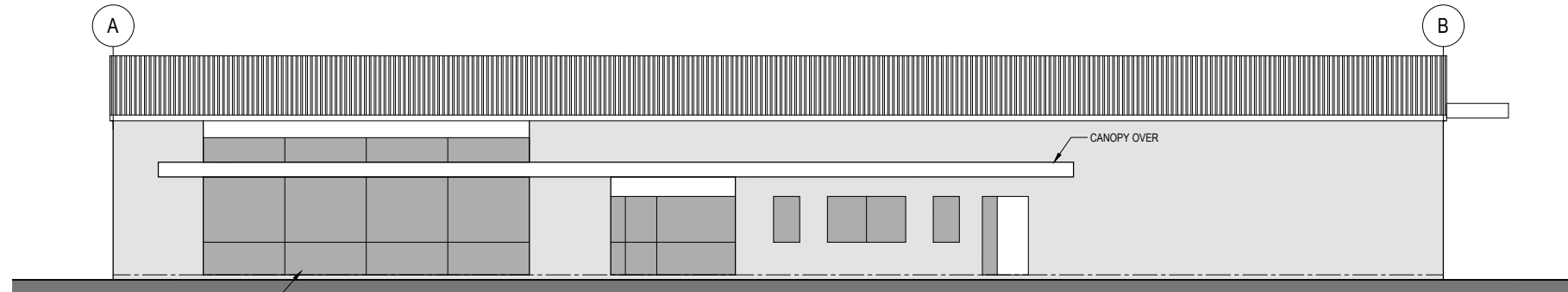


NORTH WEST ELEVATION - BUILDING 28
 SCALE 1:100 (A1) 1:200 (A3)

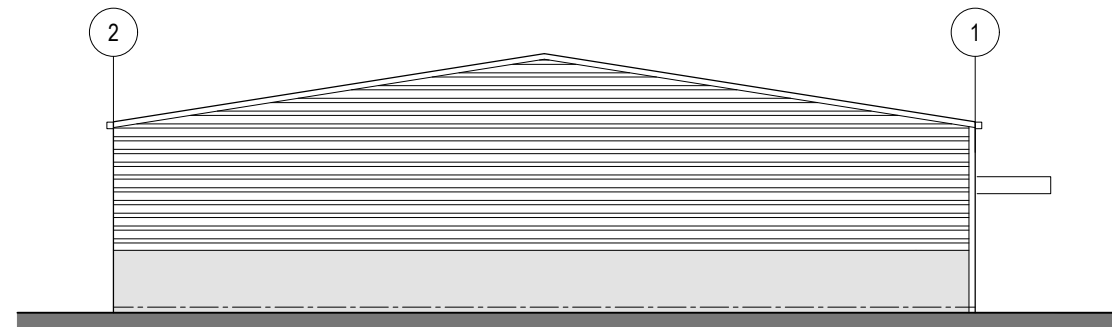


SOUTH WEST ELEVATION - BUILDING 28
 SCALE 1:100 (A1) 1:200 (A3)

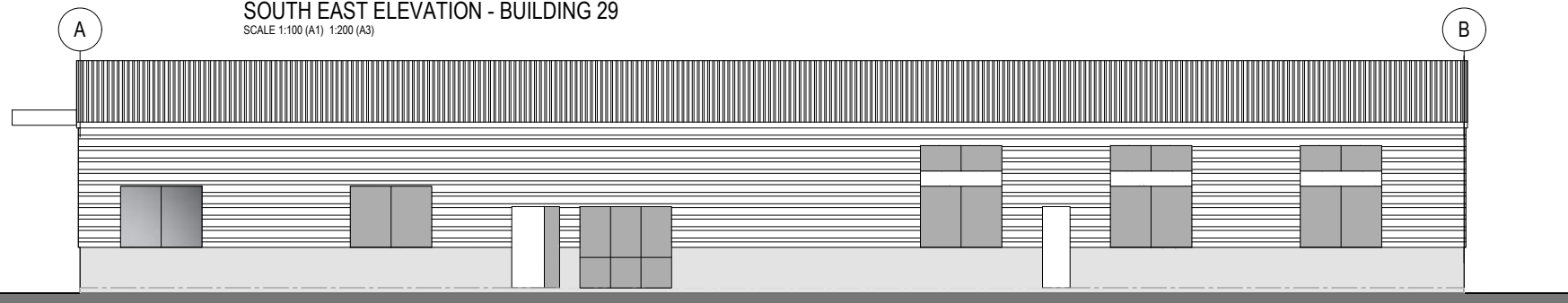
Client.	VACO INVESTMENTS LIMITED
Project.	WAIPU GATEWAY SERVICE CENTRE 47 Millbrook Road, Waipu, Whangerei District
Drawing.	Stage-2 Option-1 Building 28 Elevations
Revision.	A
3096-H-S2-1-09	



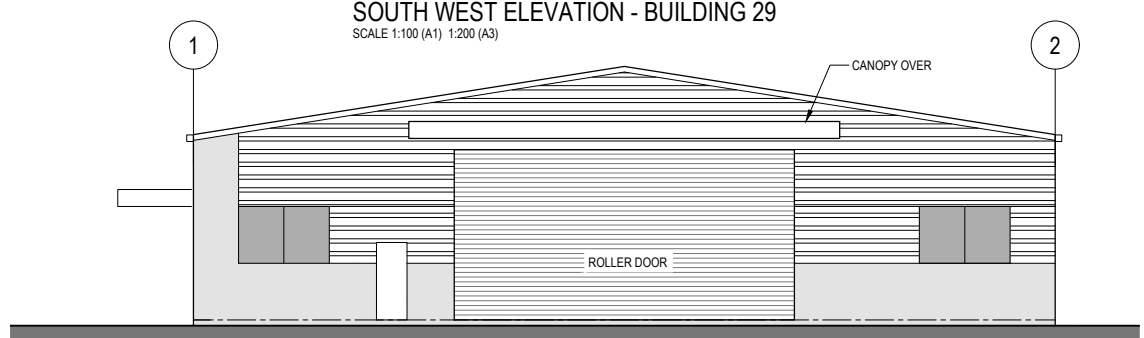
SOUTH EAST ELEVATION - BUILDING 29
SCALE 1:100 (A1) 1:200 (A3)



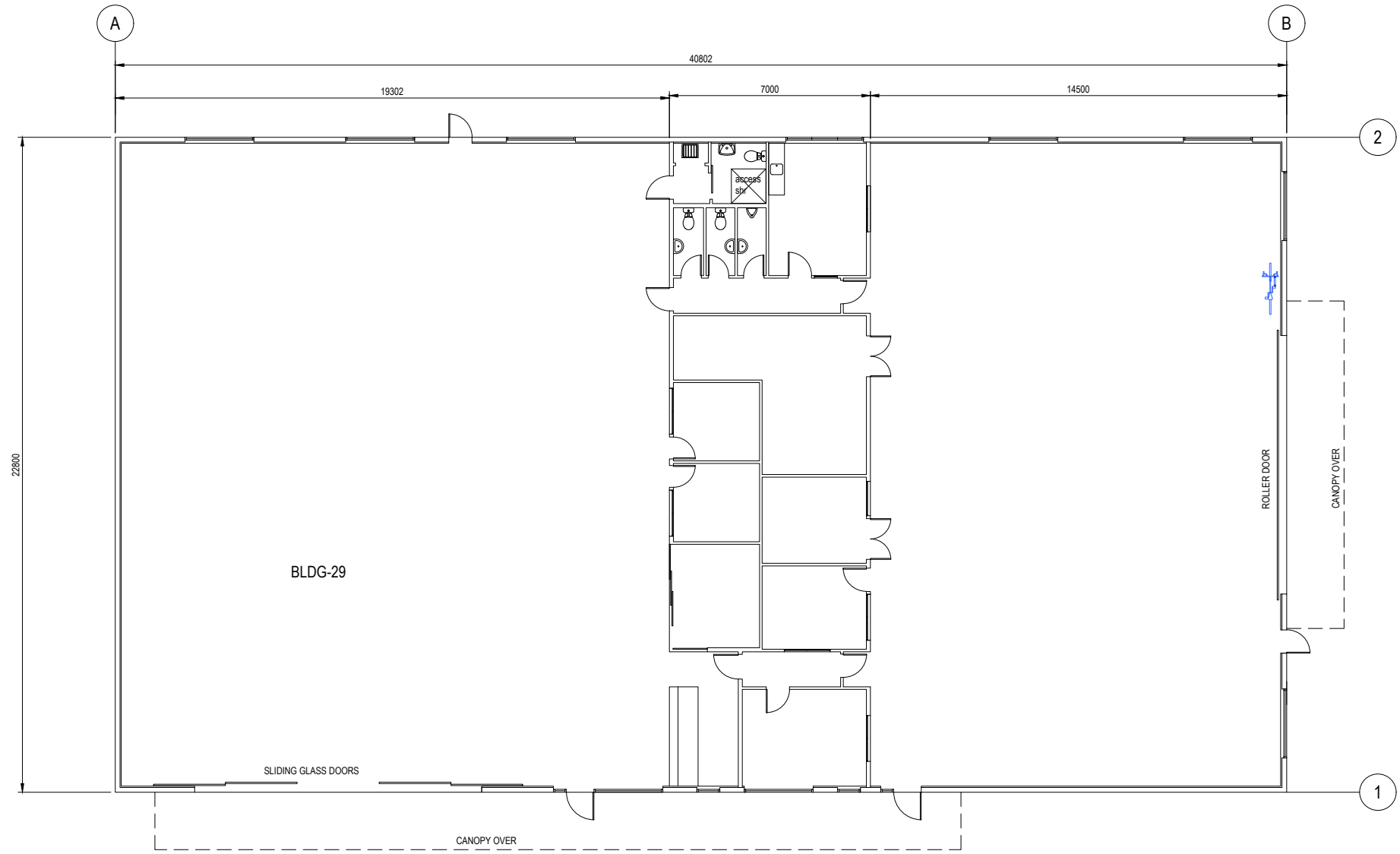
SOUTH WEST ELEVATION - BUILDING 29
SCALE 1:100 (A1) 1:200 (A3)








NORTH WEST ELEVATION - BUILDING 29
SCALE 1:100 (A1) 1:200 (A3)

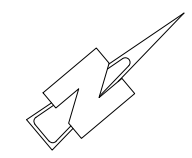


NORTH EAST ELEVATION - BUILDING 29
SCALE 1:100 (A1) 1:200 (A3)



BUILDING 29 - FLOOR PLAN
SCALE 1:100 (A1) 1:200 (A3)

- CONSTRUCTION LEGEND:**
- CLADDING:**
-  ROOF 1 - LONG RUN METAL PROFILE ROOFING
 -  WALL 1 - HORIZONTAL METAL PROFILE CLADDING
 -  WALL 2 - PRECAST CONCRETE PANEL OR SIMILAR CLADDING
 -  COLOURSTEEL ROLLER DOOR
 -  WINDOWS / GLAZING



TECHNITRADES ARCHITECTURE
12 Ben Lomond Crescent, Pakuranga, Auckland 2010
Phone (09) 5767166 | design@technitrades.co.nz

				A1 Scale.	1:100
				A3 Scale.	1:200
				Designed.	L.MEIKLEJOHN
				Drawn.	B.MILLWARD
A	STAGES REDEFINED - DWG NO.s REVISED	MK	25-07-24	A1 Plot Scale.	1:1
REV.	DESCRIPTION	BY	DATE	A3 Plot Scale.	1:2

NOTES.
DO NOT SCALE.
DIMENSIONS IN MILLIMETERS UNLESS NOTED OTHERWISE.
IF IN DOUBT ON ANY ISSUE SEEK VERIFICATION PRIOR TO PROCEEDING.
READ THESE DRAWINGS IN CONJUNCTION WITH ALL OTHER CONSULTANT'S DRAWINGS AND SPECIFICATIONS.

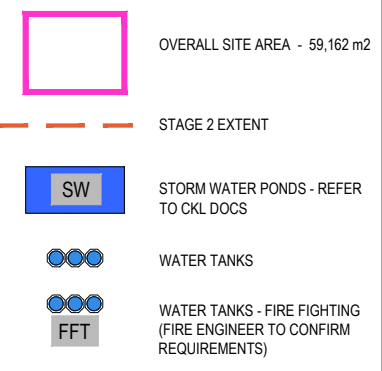
© THIS DOCUMENT IS CONFIDENTIAL. COPYRIGHT IS VESTED IN TECHNITRADES LIMITED. WRITTEN CONSENT IS REQUIRED PRIOR TO REPRODUCTION OF ANY KIND.
COPYRIGHT © - TECHNITRADES ARCHITECTURE LTD
Client Reference No.

Project Title:
VACO INVESTMENTS LIMITED
WAIPU GATEWAY SERVICE CENTRE
47 Millbrook Road, Waipu, Whangārei District

Drawing Title:
Stage-2 Option-1 Building 29 Floor Plan & Elevations

3096-H-S2-1-10 Rev: A

STAGE-2 (OPTION-2) LEGEND:	
13	BLDG 408m2 (4 x 102m2 TENANCIES INDICATED)
14	BLDG 113m2
15	EV PARKS (x 4)
16	BLDG 1,000m2 + 170m2 MEZZ UP TO 3 TENANCIES, SIZES SUBJECT TO TENANT NEEDS
17	LOADING AREA
18	BLDG 296m2
19	BLDG - 90m2
19A	BLDG - 90m2
20	BLDG - 114m2
20A	BLDG - 135m2
21	QSR - 2 DRIVE THRU
24	BLDG - 294m2 (3 x 98m2 TENANCIES INDICATED)
25	FARMING & AGRI SUPPLIES - 500m2 + 72m2 MEZZ
26	OUTDOOR DISPLAY & STORAGE 191m2
27	CAR PARKS
28	BLDG 2,082m2 + 148m2 MEZZ
28A	LOADING
29	BLDG 930m2
29A	OUTDOOR DISPLAY 342m2
30	MARINE & VEHICLE SALES & SERVICES, BLDG 1,157m2 + 184m2 MEZZ
30A	LOADING



CAR PARK ASSESSMENT - STAGE 1 (AS PER 3096-S1-01):

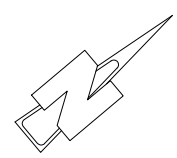
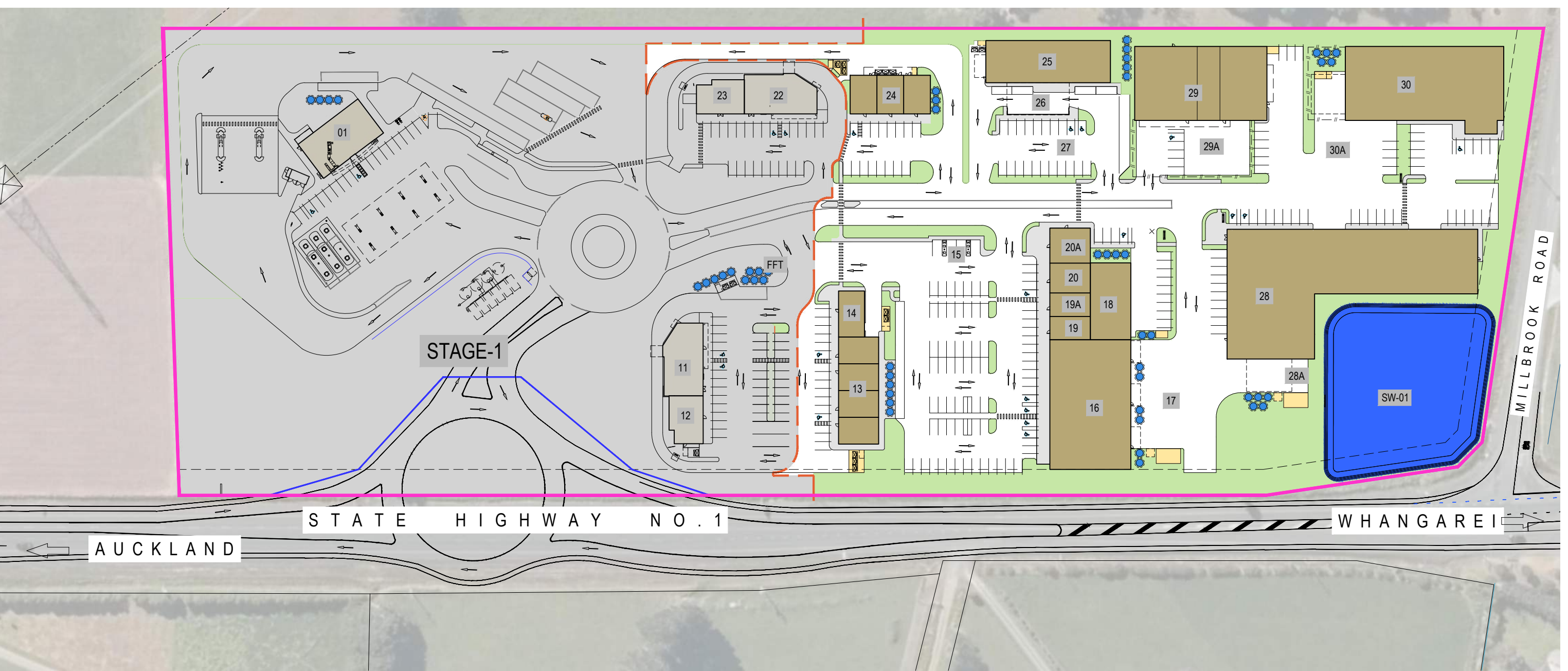
BLDG: USE:	AREA:	CAR PARKS PROVIDED
STAGE-1 TOTALS		64 CAR PARKS 4 GRILL PARKS 5 CAMPER PARKS 2 EV PARKS 1 AIR PARK 4 TRUCK PARKS 2 TRUCK EV PARKS 1 COACH PARK
STAGE 2 (OPTION-2) CAR PARK ASSESSMENT:		
BLDG: USE:	AREA:	CAR PARKS PROVIDED
RURAL/HOME SUPPLIES, WAREHOUSING, MARINE OR VEHICLE SALES & SERVICE BUILDINGS 13,14,16,18,19-20a,21,22,23,25,28		
13 AS ABOVE	408m2	= 20
14 AS ABOVE	113m2	= 6
16 AS ABOVE	1,170m2	= 53 + 2 CAMPER PARKS
18 AS ABOVE	296m2	= 13
19-20 AS ABOVE	439m2	= 24
24 AS ABOVE	294m2	= 16

STAGE-2 (OPTION-2) CAR PARK:

BLDG: USE:	AREA:	CAR PARKS PROVIDED
25 FARMING & AGRICULTURAL SUPPLIES OUTDOOR DISPLAY	500m2 191m2	= 25 + 1 TRAILER
28 AS DETAILED OVER	2,082 + 148 MEZZ	= 31
29 AS DETAILED OVER BLDG 930m2 + O/SIDE DISPLAY 342m2		= 14
30 MARINE & VEHICLE SALES & SERVICE	1,157 + 184 MEZZ	= 15
NOT OTHERWISE ACCOUNTED IN STAGE 2		= 4 EV PARKS
STAGE-2 (OPTION-2) TOTALS		= 217 CAR PARKS 2 CAMPER PARKS 1 TRAILER PARK 4 EV PARKS
OVERALL TOTALS (STAGE-1 + STAGE-2 (OPTION-2))		= 281 CAR PARKS 4 GRILL PARKS 7 CAMPER PARKS 1 TRAILER PARK 6 EV PARKS 1 AIR PARK 4 TRUCK PARKS 2 TRUCK EV PARKS 1 COACH PARK

STAGE-2 (OPTION-2) COVERAGE TABLE:

TOTAL SITE AREA	=	59,162 m2
PERMITTED BUILDING COVERAGE 59,162 m2 x .2	=	11,832 m2
PROPOSED BUILDING COVERAGE STAGE-1 + STAGE-2 (OPTION-2)	=	1,670 m2 (incl canopies) 8,147 m2 (incl canopies)
	=	9,817 m2 (incl canopies)
PROPOSED LANDSCAPE AREA INCL PONDS FOR STAGE 1 + SATGE 2 (OPTION-1)	=	19,200m2 32% NET SITE AREA



TECHNITRADES ARCHITECTURE
12 Ben Lomond Crescent, Pakuranga, Auckland 2010
Phone (09) 5767166 | design@technitrades.co.nz

REV.	DESCRIPTION	BY	DATE	A1 Plot Scale:	1:2
C	SIGN REVISION	MK	07-08-24	Drawn:	B.MILLWARD
B	BLDG 28 - FLOOR AREA UPDATED	MK	31-07-24		
A	STAGES REDEFINED	MK	25-07-24	A1 Plot Scale:	1:1

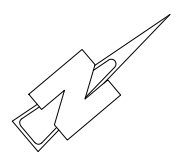
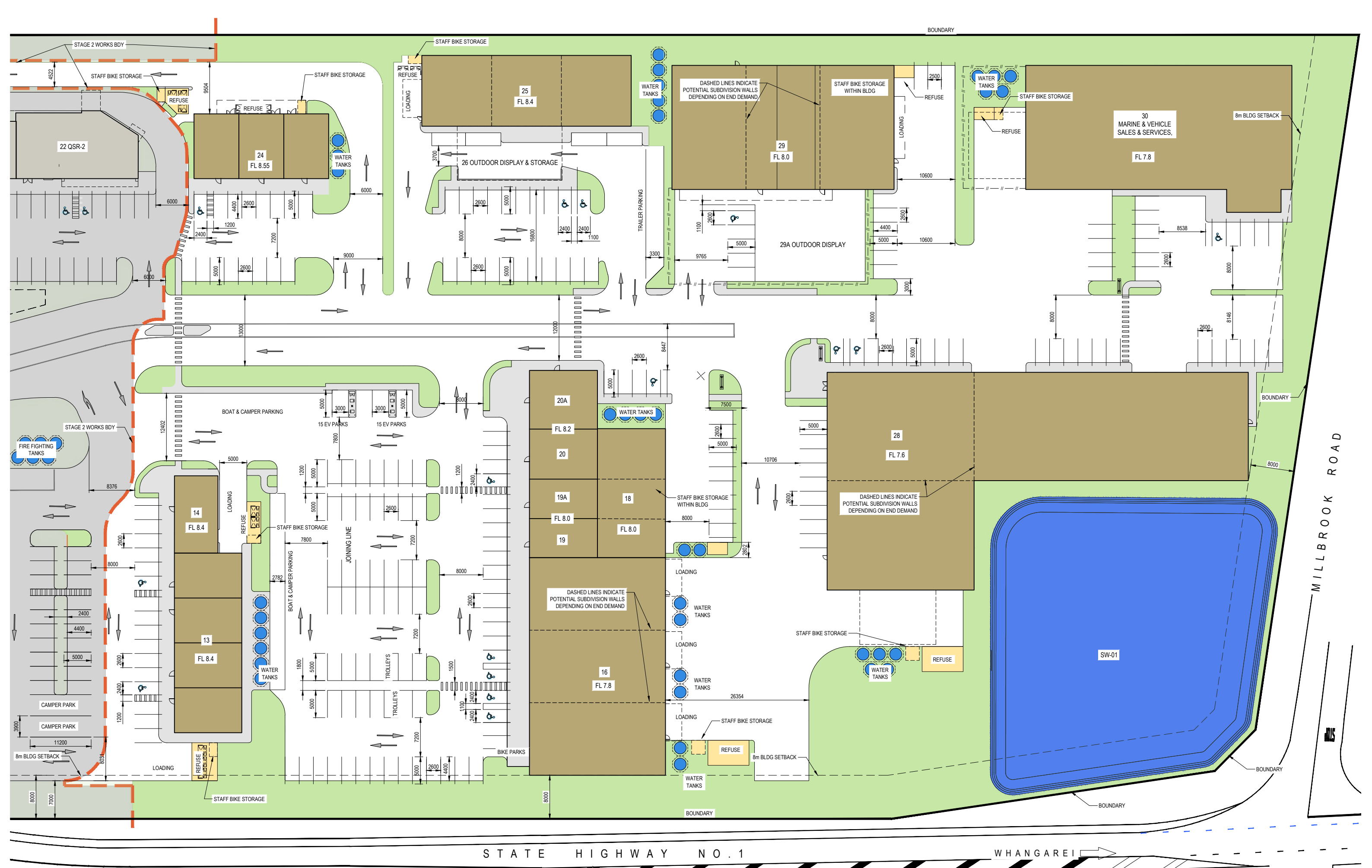
NOTES.
DO NOT SCALE.
DIMENSIONS IN MILLIMETERS UNLESS NOTED OTHERWISE.
IF IN DOUBT ON ANY ISSUE SEEK VERIFICATION PRIOR TO PROCEEDING.
READ THESE DRAWINGS IN CONJUNCTION WITH ALL OTHER CONSULTANT'S DRAWINGS AND SPECIFICATIONS.

THIS DOCUMENT IS CONFIDENTIAL. COPYRIGHT IS VESTED IN TECHNITRADES LIMITED. WRITTEN CONSENT IS REQUIRED PRIOR TO REPRODUCTION OF ANY KIND.
© - TECHNITRADES ARCHITECTURE LTD
Client Reference No.

Project Title:
VACO INVESTMENTS LIMITED
WAIPU GATEWAY SERVICE CENTRE
47 Millbrook Road, Waipu, Whangārei District

Drawing Title:
Stage-2 Option-2 Proposed Site Plan

3096-H-S2-2-01 Rev: C



Technitrades Architecture
 12 Ben Lomond Crescent, Pakuranga, Auckland 2010
 Phone (09) 5767166 | design@technitrades.co.nz

REV.	DESCRIPTION	BY	DATE	A1 Plot Scale	1:2
B	SIGN REVISION	MK	07-08-24	A1 Scale	1:300
A	STAGES REDEFINED	MK	25-07-24	A1 Plot Scale	1:1
				A3 Plot Scale	1:2

NOTES.
 DO NOT SCALE.
 DIMENSIONS IN MILLIMETERS UNLESS NOTED OTHERWISE.
 IF IN DOUBT ON ANY ISSUE SEEK VERIFICATION PRIOR TO PROCEEDING.
 READ THESE DRAWINGS IN CONJUNCTION WITH ALL OTHER CONSULTANTS DRAWINGS AND SPECIFICATIONS.





© THIS DOCUMENT IS CONFIDENTIAL. COPYRIGHT IS VESTED IN TECHNITRADES LIMITED. WRITTEN CONSENT IS REQUIRED PRIOR TO REPRODUCTION OF ANY KIND.
 Client Reference No.

Project Title:
VACO INVESTMENTS LIMITED
 WAIPU GATEWAY SERVICE CENTRE
 47 Millbrook Road, Waipu, Whangārei District

Drawing Title:
Stage-2 Option-2 Proposed Detail Site Plan

3096-H-S2-2-02 Rev: B

CONSTRUCTION LEGEND:

- CLADDING:
-  WALL 1 - HORIZONTAL METAL PROFILE CLADDING
 -  WALL 2 - PRECAST CONCRETE PANEL OR SIMILAR CLADDING
 -  WALL 3 - VERTICAL METAL PROFILE CLADDING
 -  WINDOWS / GLAZING

©	A1 Scale:	1:100
	A3 Scale:	1:200
	Designed:	L.MEIKLEJOHN
	Drawn:	B.MILLWARD
	A1 Plot Scale:	1:1
	A3 Plot Scale:	1:2

NOTES

DO NOT SCALE.

DIMENSIONS IN MILLIMETERS UNLESS NOTED OTHERWISE.

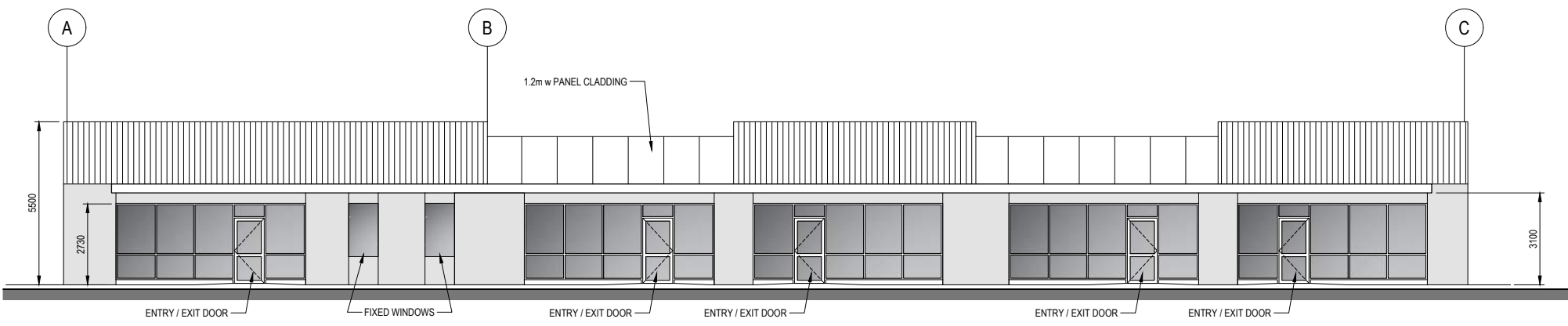
IF IN DOUBT ON ANY ISSUE SEEK VERIFICATION PRIOR TO PROCEEDING.

READ THESE DRAWINGS IN CONJUNCTION WITH ALL OTHER CONSULTANTS DRAWINGS AND SPECIFICATIONS.

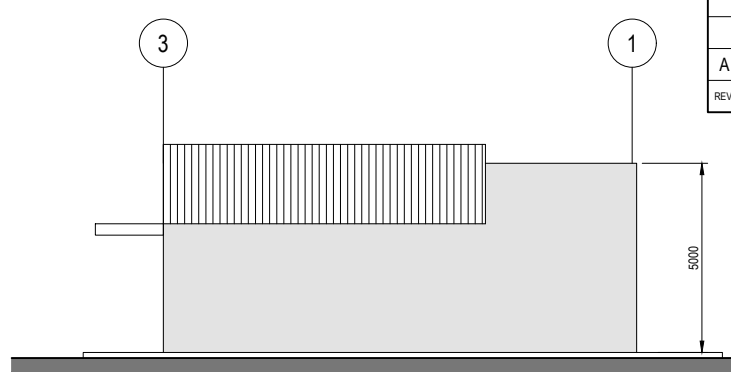
REV.	DESCRIPTION	BY	DATE
A	STAGES REDEFINED - DWG NO.s REVISED	MK	25-07-24



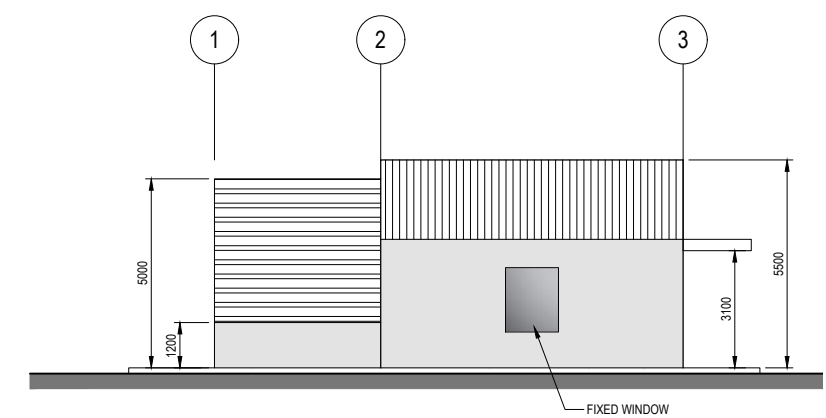
NORTH ELEVATION
SCALE 1:100 (A1) 1:200 (A3)



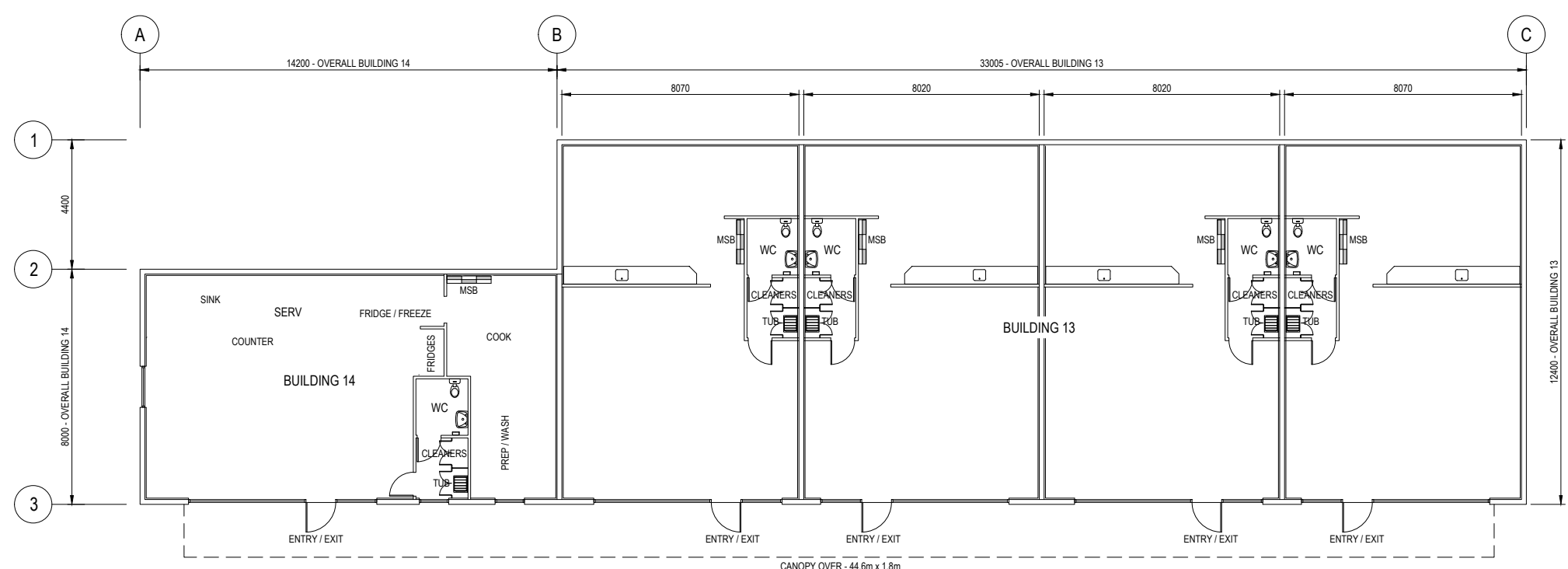
SOUTH ELEVATION
SCALE 1:100 (A1) 1:200 (A3)



EAST ELEVATION
SCALE 1:100 (A1) 1:200 (A3)



WEST ELEVATION
SCALE 1:100 (A1) 1:200 (A3)



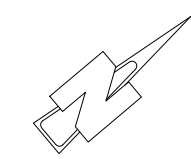
GROUND FLOOR PLAN
SCALE 1:100 (A1) 1:200 (A3)

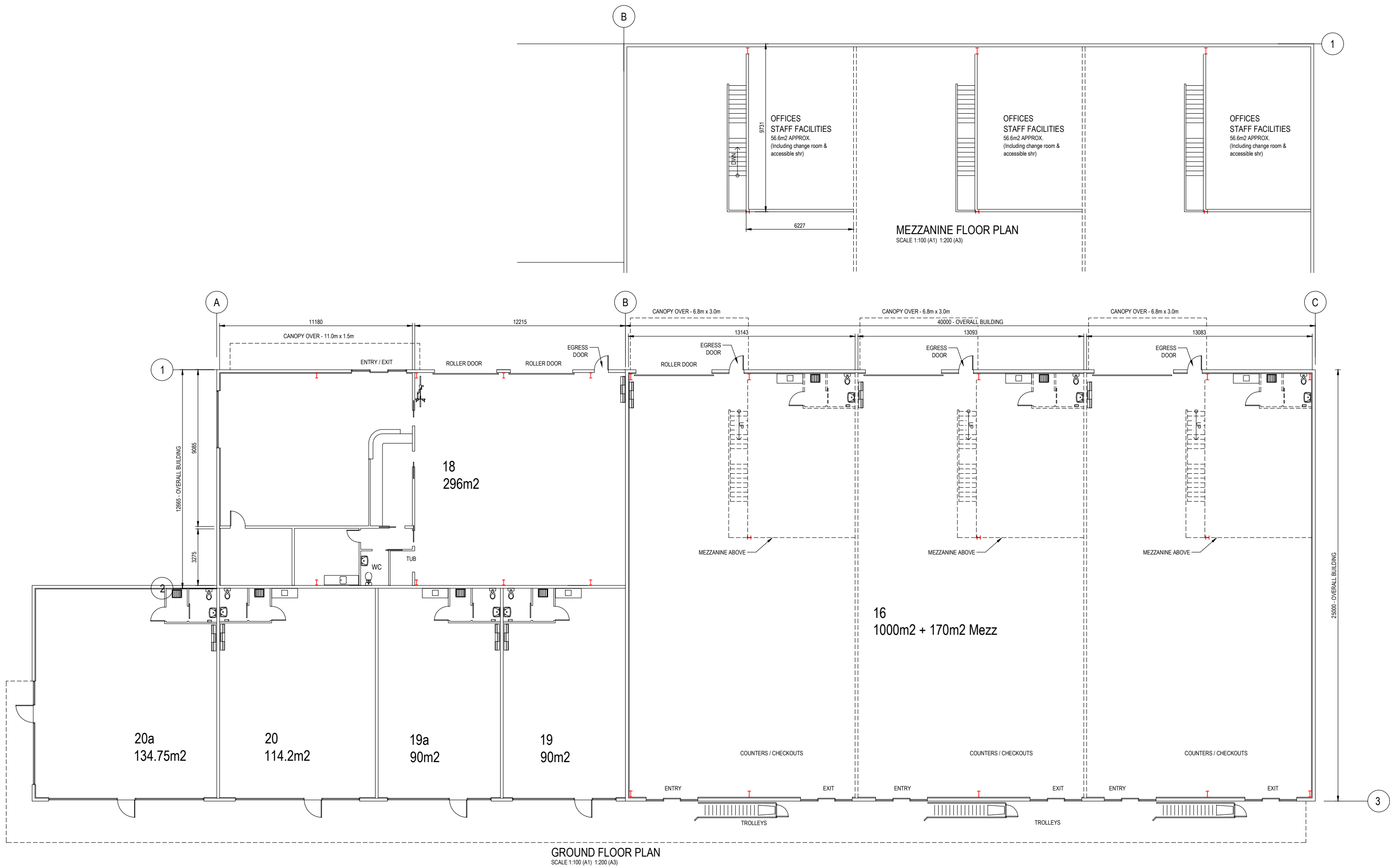
Client: **VACO INVESTMENTS LIMITED**

Project: **WAIPU GATEWAY SERVICE CENTRE**
 47 Millbrook Road, Waipu, Whangerei District

Drawing: **Stage-2 Option-1 Building 13 & 14**
 Floor Plans & Elevations

3096-H-S2-1-03 **A**





TECHNITRADES ARCHITECTURE
12 Ben Lomond Crescent, Pakuranga, Auckland 2010
Phone (09) 5767166 | design@technitrades.co.nz

				A1 Scale.	1:100
				A3 Scale.	1:200
				Designed.	L.MEIKLEJOHN
				Drawn.	B.MILLWARD
A	STAGES REDEFINED - DWG NO's REVISED	MK	25-07-24	A1 Plot Scale.	1:1
REV.	DESCRIPTION	BY	DATE	A3 Plot Scale.	1:2

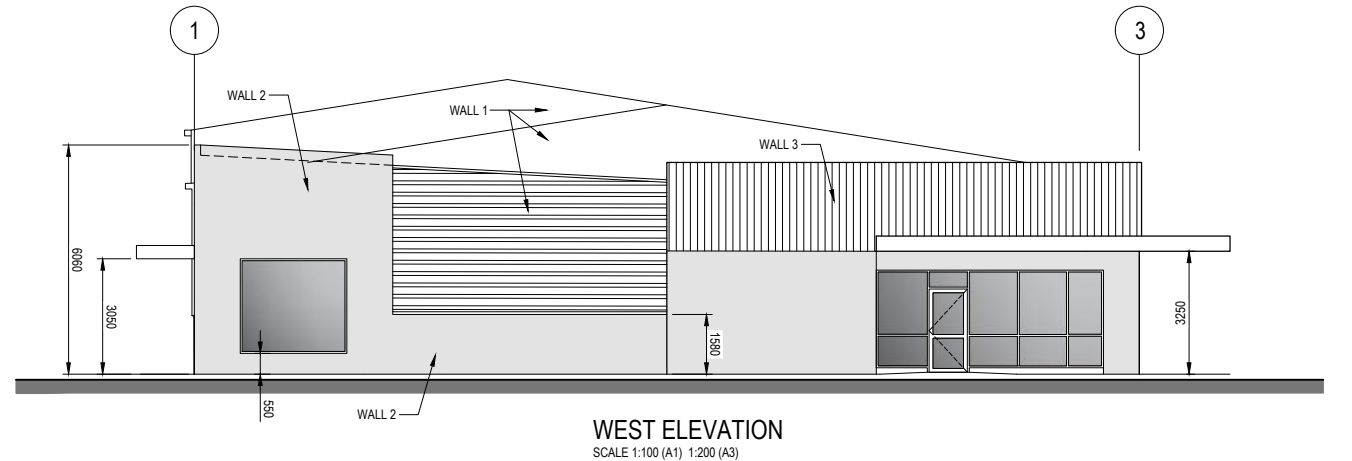
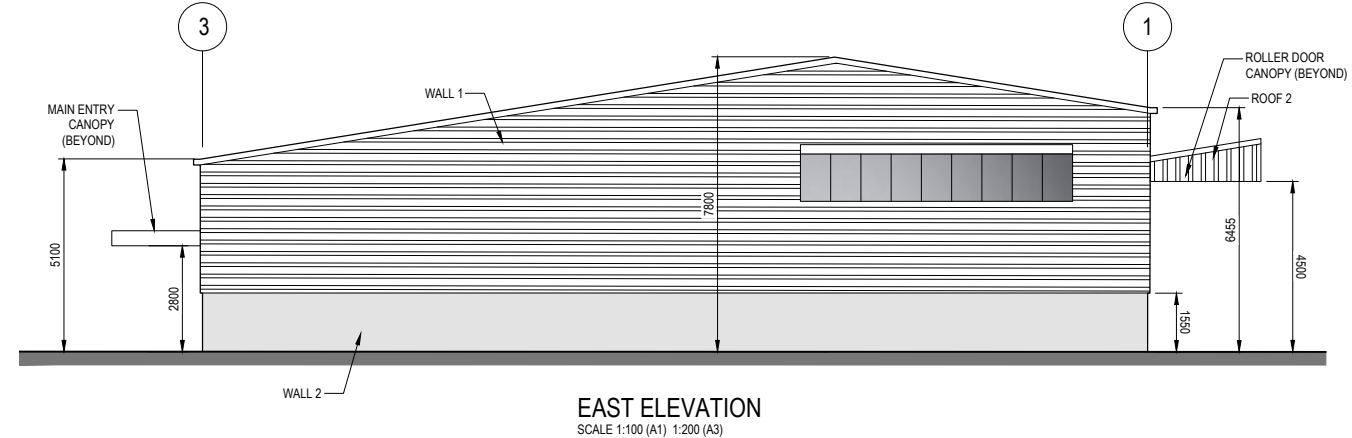
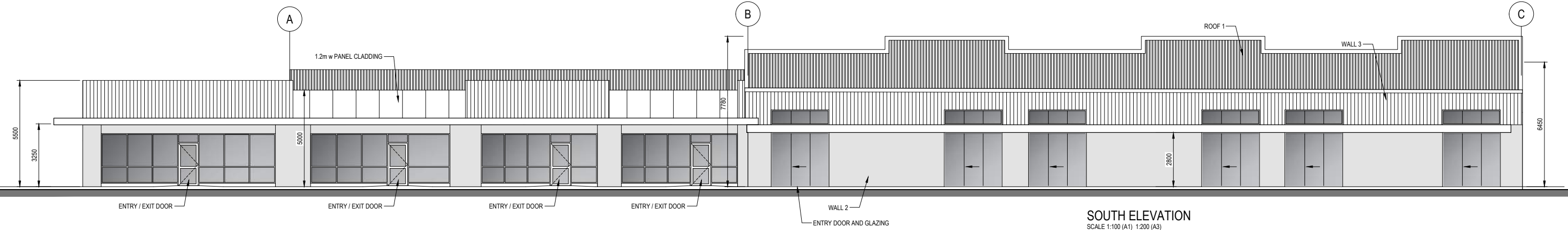
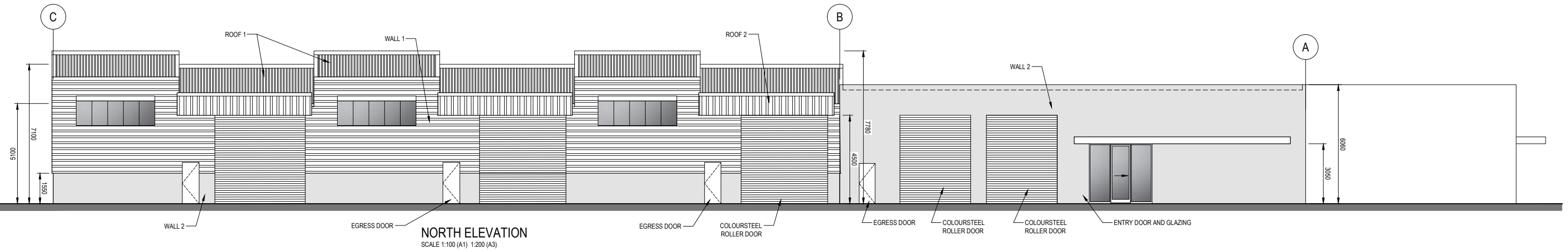
NOTES.
DO NOT SCALE.
DIMENSIONS IN MILLIMETERS UNLESS NOTED OTHERWISE.
IF IN DOUBT ON ANY ISSUE SEEK VERIFICATION PRIOR TO PROCEEDING.
READ THESE DRAWINGS IN CONJUNCTION WITH ALL OTHER CONSULTANTS DRAWINGS AND SPECIFICATIONS.

© THIS DOCUMENT IS CONFIDENTIAL. COPYRIGHT IS VESTED IN TECHNITRADES LIMITED. WRITTEN CONSENT IS REQUIRED PRIOR TO REPRODUCTION OF ANY KIND.
COPYRIGHT © - TECHNITRADES ARCHITECTURE LTD
Client Reference No.








Project Title:
VACO INVESTMENTS LIMITED
WAIPU GATEWAY SERVICE CENTRE
47 Millbrook Road, Waipu, Whangārei District

Drawing Title:
Stage-2 Option-2 Building 16, 18, 19 & 20 Plans

3096-H-S2-2-04 Rev: A



CONSTRUCTION LEGEND:

- CLADDING:**
-  ROOF 1 - LONG RUN METAL PROFILE ROOFING
 -  ROOF 2 - LONG RUN METAL PROFILE ROOFING - CANOPY
 -  WALL 1 - HORIZONTAL METAL PROFILE CLADDING
 -  WALL 2 - PRECAST CONCRETE PANEL OR SIMILAR CLADDING
 -  WALL 3 - VERTICAL METAL PROFILE CLADDING
 -  COLOURSTEEL ROLLER DOOR
 -  WINDOWS / GLAZING

TECHNITRADES ARCHITECTURE
12 Ben Lomond Crescent, Pakuranga, Auckland 2010
Phone (09) 5767166 | design@technitrades.co.nz

				A1 Scale.	1:100
				A3 Scale.	1:200
				Designed.	L.MEIKLEJOHN
				Drawn.	B.MILLWARD
A	STAGES REDEFINED	MK	25-07-24	A1 Plot Scale.	1:1
REV.	DESCRIPTION	BY	DATE	A3 Plot Scale.	1:2

NOTES:
DO NOT SCALE.
DIMENSIONS IN MILLIMETERS UNLESS NOTED OTHERWISE.
IF IN DOUBT ON ANY ISSUE SEEK VERIFICATION PRIOR TO PROCEEDING.
READ THESE DRAWINGS IN CONJUNCTION WITH ALL OTHER CONSULTANTS DRAWINGS AND SPECIFICATIONS.

© THIS DOCUMENT IS CONFIDENTIAL. COPYRIGHT IS VESTED IN TECHNITRADES LIMITED. WRITTEN CONSENT IS REQUIRED PRIOR TO REPRODUCTION OF ANY KIND.
Client Reference No.

Project Title:
VACO INVESTMENTS LIMITED
WAIPU GATEWAY SERVICE CENTRE
47 Millbrook Road, Waipu, Whangārei District

Drawing Title:
Stage-2 Option-2 Building 16, 18, 19 & 20 Elevations

3096-H-S2-2-05 Rev: A

© THIS DOCUMENT IS CONFIDENTIAL. COPYRIGHT IS VESTED IN TECHNITRADES ARCHITECTURE LTD. WRITTEN CONSENT IS REQUIRED PRIOR TO REPRODUCTION	A1 Scale:	1:100
	A3 Scale:	1:200
	Designed:	L.MEIKLEJOHN
	Drawn:	B.MILLWARD
A1 Plot Scale:		1:1
A3 Plot Scale:		1:2








NOTES

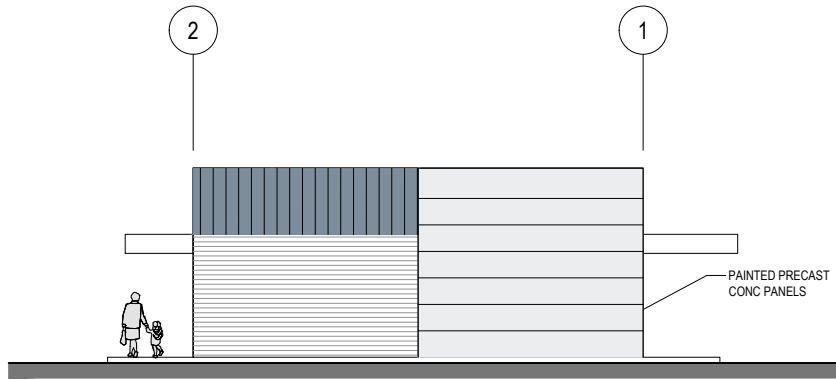
DO NOT SCALE.
DIMENSIONS IN MILLIMETERS UNLESS NOTED OTHERWISE.
IF IN DOUBT ON ANY ISSUE SEEK VERIFICATION PRIOR TO PROCEEDING.
READ THESE DRAWINGS IN CONJUNCTION WITH ALL OTHER CONSULTANTS DRAWINGS AND SPECIFICATIONS.

REV.	DESCRIPTION	BY	DATE
A	STAGES REDEFINED - DWG NO.s REVISED	MK	25-07-24

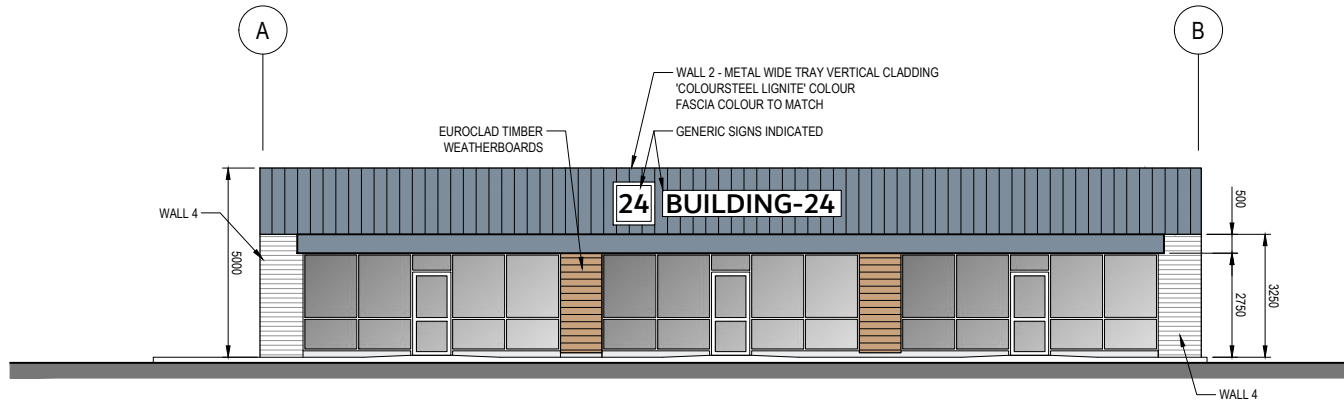
CONSTRUCTION LEGEND:

CLADDING:

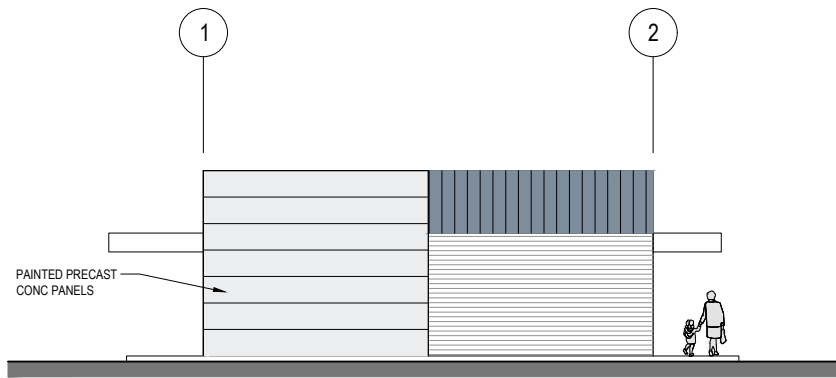
-  ROOF 1 - FLAT FASCIA ACM - CANOPY
-  WALL 1 - METAL WIDE TRAY VERTICAL
-  WALL 2 - PRECAST CONCRETE PANEL OR SIMILAR CLADDING
-  WALL 3 - VERTICAL METAL PROFILE CLADDING
-  WALL 4 - HORIZONTAL CLADDING
-  WINDOWS / GLAZING
-  EUROCLAD TIMBER WEATHERBOARDS



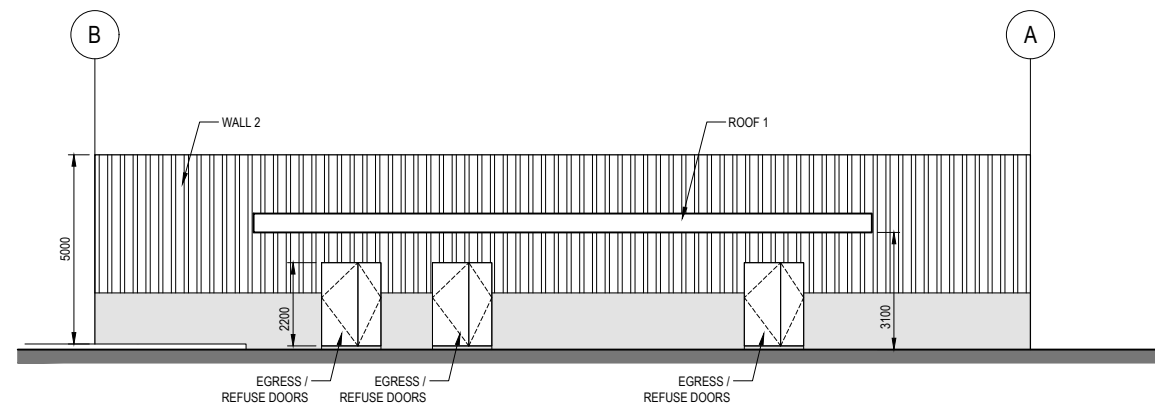
NORTH ELEVATION
SCALE 1:100 (A1) 1:200 (A3)



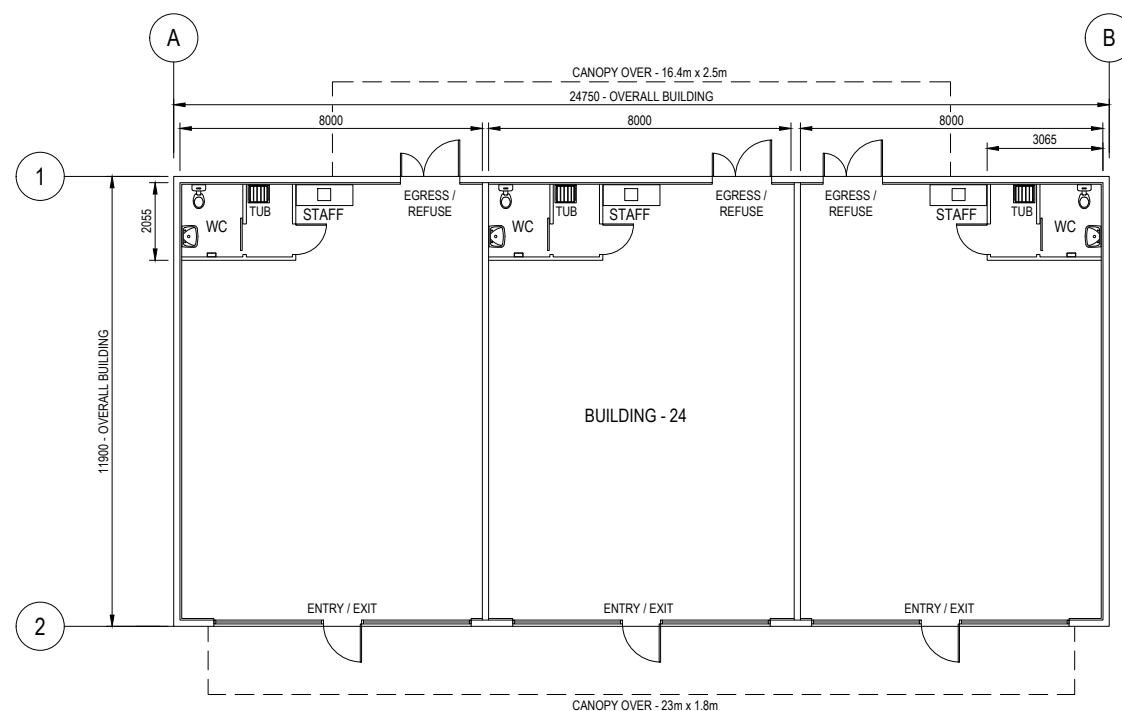
EAST ELEVATION
SCALE 1:100 (A1) 1:200 (A3)



SOUTH ELEVATION
SCALE 1:100 (A1) 1:200 (A3)

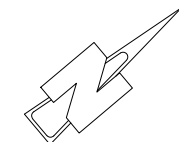


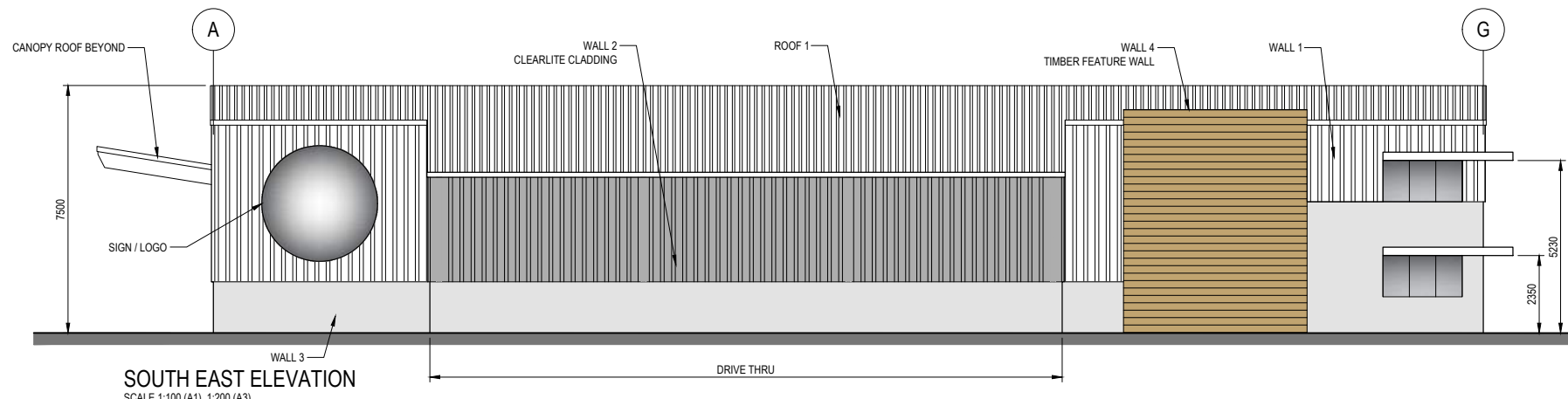
WEST ELEVATION
SCALE 1:100 (A1) 1:200 (A3)



FLOOR PLAN
SCALE 1:100 (A1) 1:200 (A3)

Client:	VACO INVESTMENTS LIMITED	
Project:	WAIPU GATEWAY SERVICE CENTRE 47 Millbrook Road, Waipu, Whangerei District	
Drawing:	Stage-2 Option-2 Building 24 Floor Plan & Elevations	
	3096-H-S2-2-06	Revision: A





SOUTH EAST ELEVATION
SCALE 1:100 (A1) 1:200 (A3)

CONSTRUCTION LEGEND:

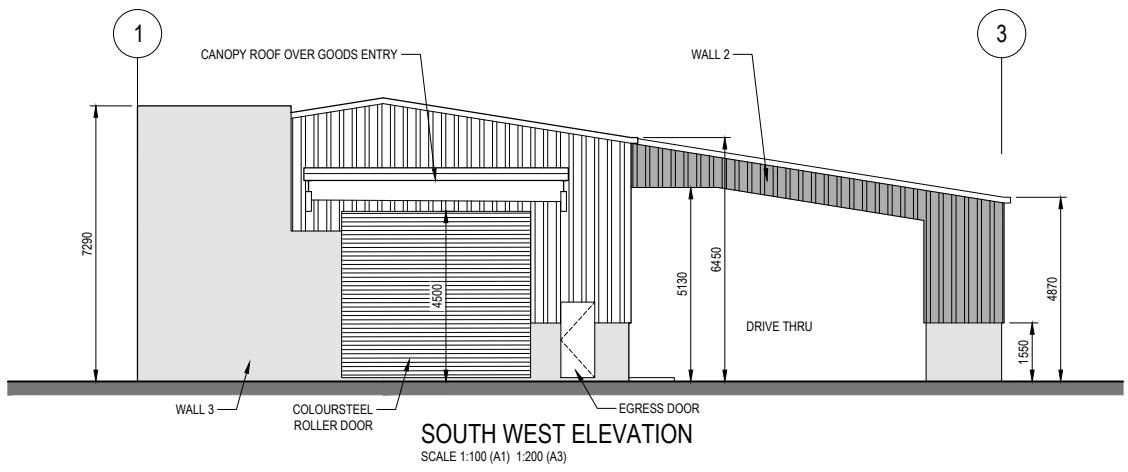
- CLADDING:**
- ROOF 1 - LONG RUN METAL PROFILE ROOFING
 - WALL 1 - VERTICAL METAL PROFILE CLADDING
 - WALL 2 - VERTICAL CLEARLITE CLADDING
 - WALL 3 - PRECAST CONCRETE PANEL OR SIMILAR CLADDING
 - WALL 4 - TIMBER CLAD WALL
 - COLOURSTEEL ROLLER DOOR
 - WINDOWS / GLAZING

TECHNITRADES ARCHITECTURE
12 Ben Lomond Crescent, Pakuranga, Auckland 2010
Phone (09) 5767166 | design@technitrades.co.nz

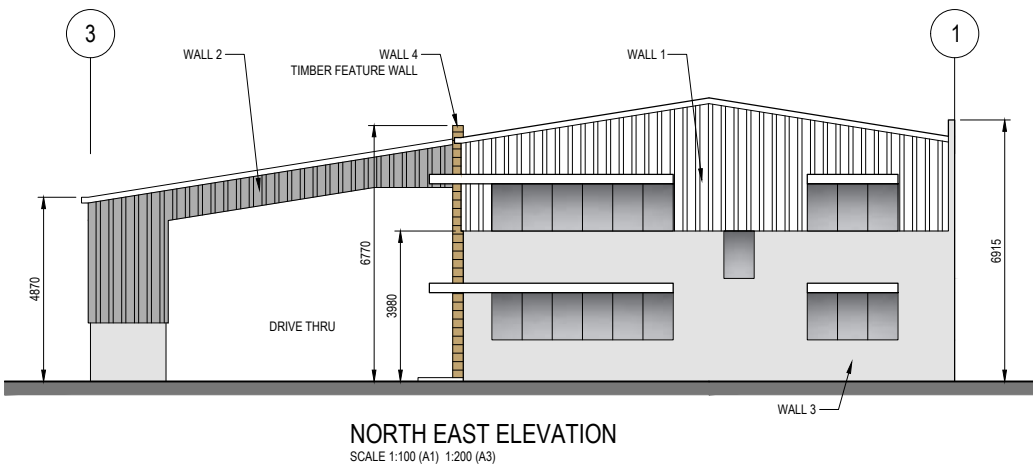
©	A1 Scale:	1:100
	A3 Scale:	1:200
THIS DOCUMENT IS CONFIDENTIAL. COPYRIGHT IS VESTED IN TECHNITRADES ARCHITECTURE LTD. WRITTEN CONSENT IS REQUIRED PRIOR TO REPRODUCTION.	Designed:	L.MEIKLEJOHN
	Drawn:	B.MILLWARD
	A1 Plot Scale:	1:1
	A3 Plot Scale:	1:2

NOTES
DO NOT SCALE.
DIMENSIONS IN MILLIMETERS UNLESS NOTED OTHERWISE.
IF IN DOUBT ON ANY ISSUE SEEK VERIFICATION PRIOR TO PROCEEDING.
READ THESE DRAWINGS IN CONJUNCTION WITH ALL OTHER CONSULTANTS DRAWINGS AND SPECIFICATIONS.

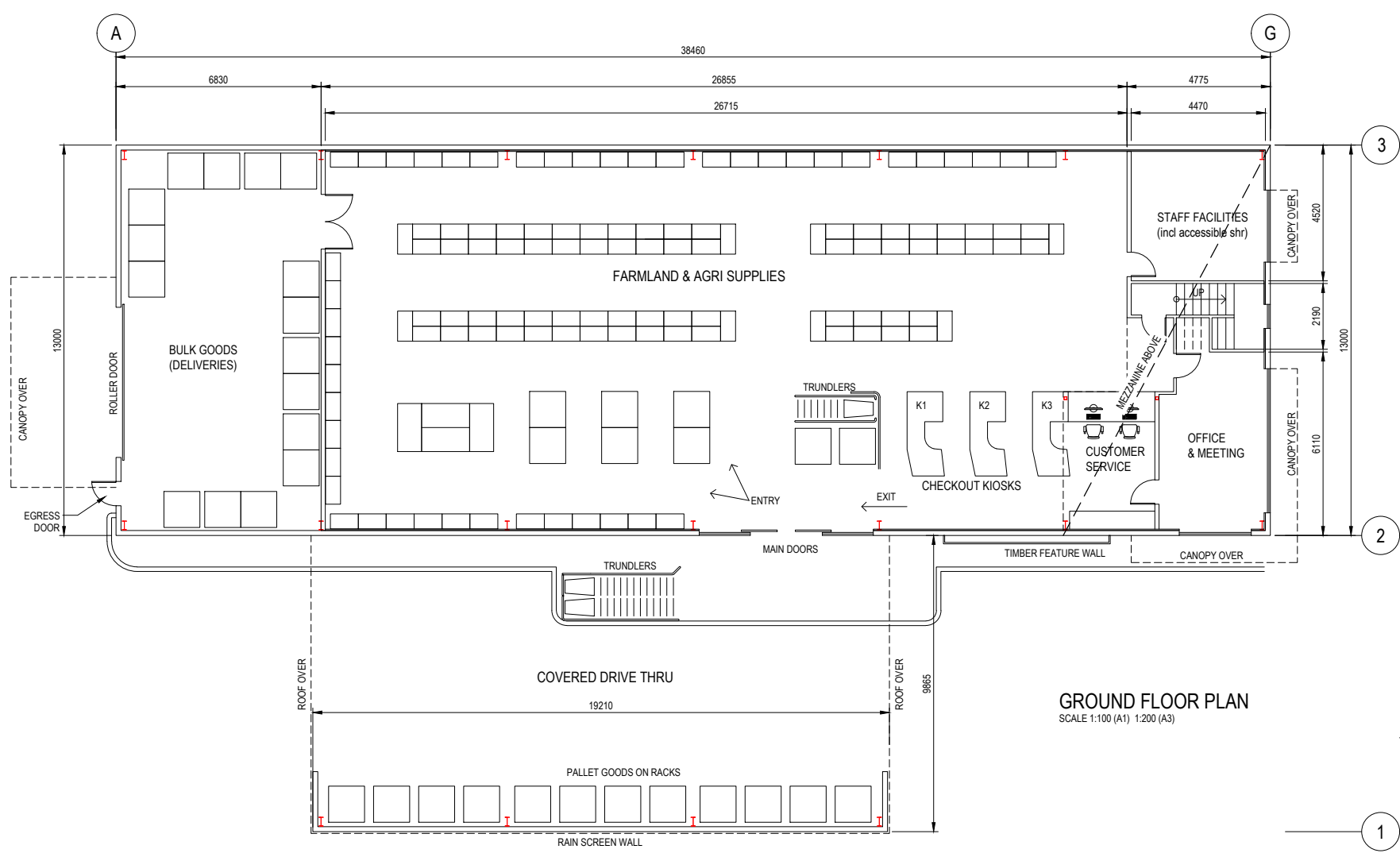
REV.	DESCRIPTION	BY	DATE
A	STAGES REDEFINED - DWG NO.s REVISED	MK	25-07-24



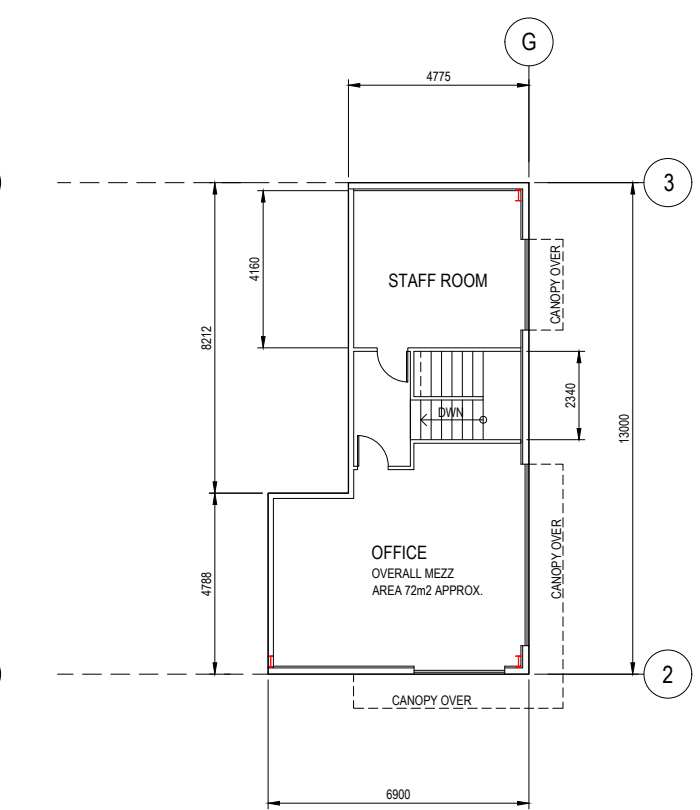
SOUTH WEST ELEVATION
SCALE 1:100 (A1) 1:200 (A3)



NORTH EAST ELEVATION
SCALE 1:100 (A1) 1:200 (A3)



GROUND FLOOR PLAN
SCALE 1:100 (A1) 1:200 (A3)



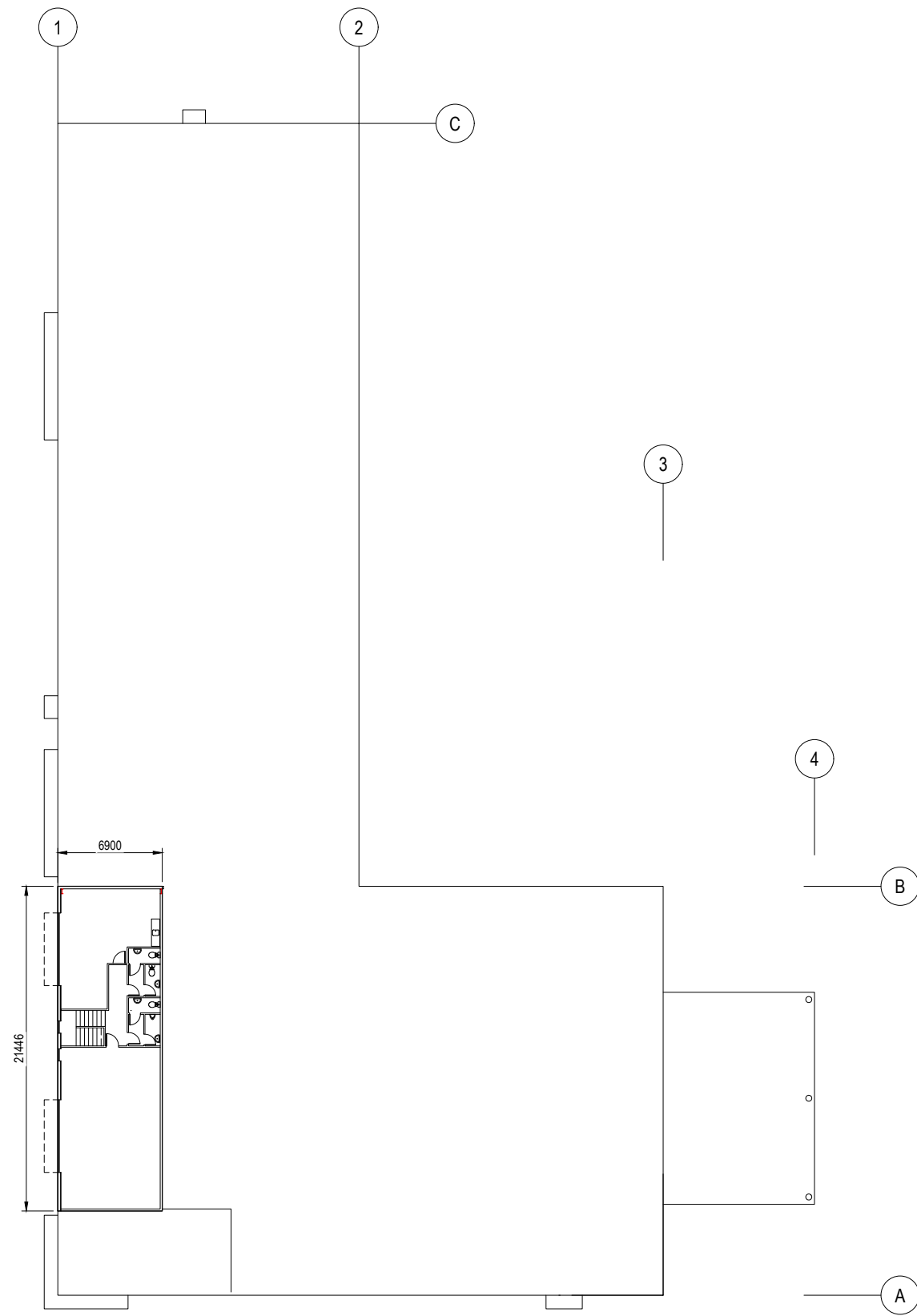
MEZZANINE FLOOR PLAN
SCALE 1:100 (A1) 1:200 (A3)

Client: **VACO INVESTMENTS LIMITED**

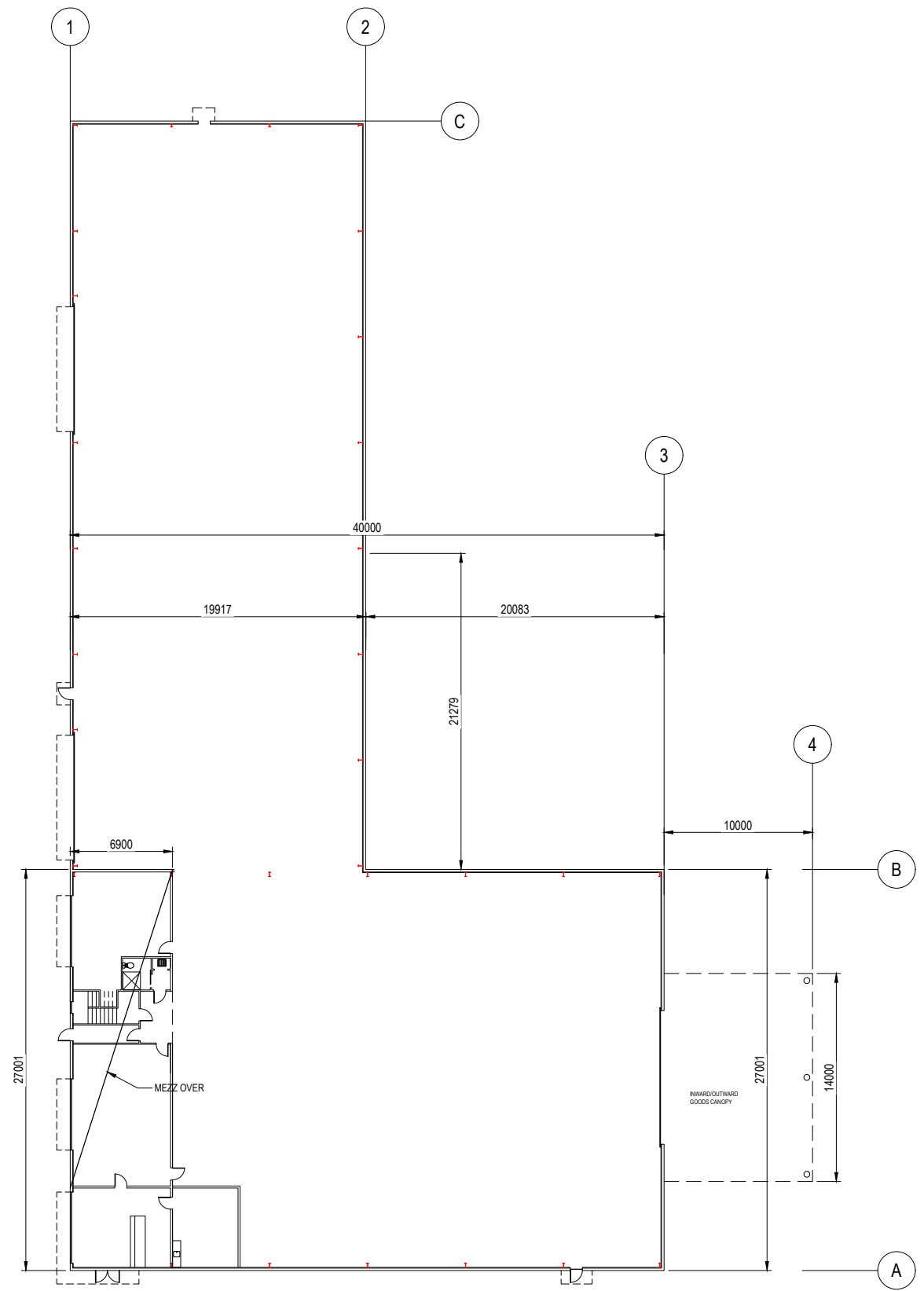
Project: **WAIPU GATEWAY SERVICE CENTRE**
47 Millbrook Road, Waipu, Whangerei District

Drawing: **Stage-2 Option-2 Building 25**
Floor Plan & Elevations

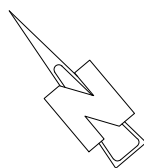
3096-H-S2-2-07 Revision: **A**



BUILDING 28 - MEZZ FLOOR PLAN
SCALE 1:200 (A1) 1:400 (A3)



BUILDING 28 - FLOOR PLAN
SCALE 1:200 (A1) 1:400 (A3)



TECHNITRADES ARCHITECTURE
12 Ben Lomond Crescent, Pakuranga, Auckland 2010
Phone (09) 5767166 | design@technitrades.co.nz

				A1 Scale.	1:200
				A3 Scale.	1:400
				Designed.	L.MEIKLEJOHN
				Drawn.	B.MILLWARD
A	STAGES REDEFINED - DWG NO.s REVISED	MK	25-07-24	A1 Plot Scale.	1:1
REV.	DESCRIPTION	BY	DATE	A3 Plot Scale.	1:2

NOTES.
DO NOT SCALE.
DIMENSIONS IN MILLIMETERS UNLESS NOTED OTHERWISE.
IF IN DOUBT ON ANY ISSUE SEEK VERIFICATION PRIOR TO PROCEEDING.
READ THESE DRAWINGS IN CONJUNCTION WITH ALL OTHER CONSULTANTS DRAWINGS AND SPECIFICATIONS.

© THIS DOCUMENT IS CONFIDENTIAL. COPYRIGHT IS VESTED IN TECHNITRADES LIMITED. WRITTEN CONSENT IS REQUIRED PRIOR TO REPRODUCTION OF ANY KIND.
COPYRIGHT © - TECHNITRADES ARCHITECTURE LTD
Client Reference No.

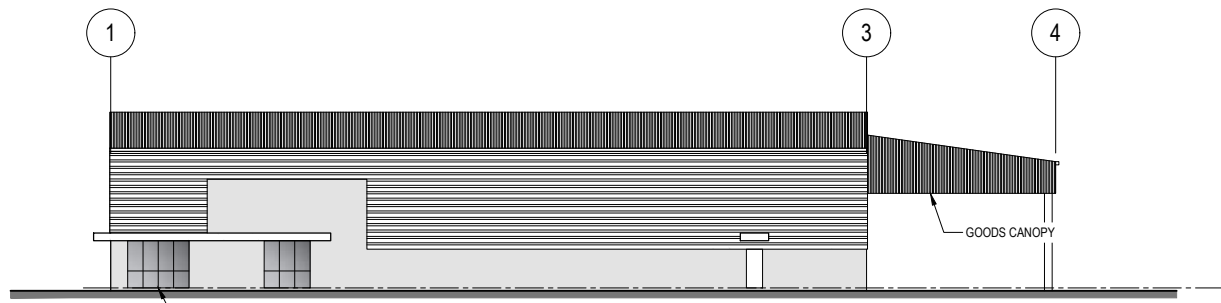
Project Title:
VACO INVESTMENTS LIMITED
WAIPU GATEWAY SERVICE CENTRE
47 Millbrook Road, Waipu, Whangārei District
Drawing Title:
Stage-2 Option-2 Building 28 Floor Plan

3096-H-S2-2-08 Rev: A

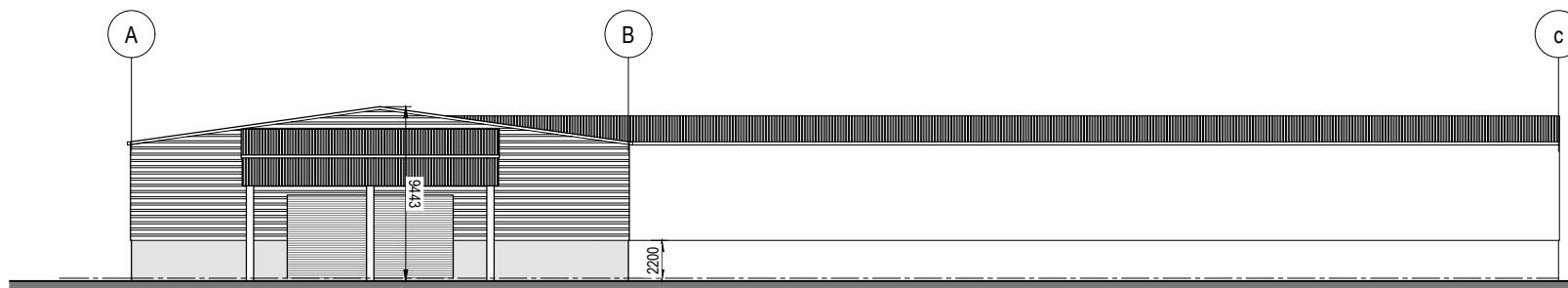
© THIS DOCUMENT IS CONFIDENTIAL. COPYRIGHT IS VESTED IN TECHNITRADES ARCHITECTURE LTD. WRITTEN CONSENT IS REQUIRED PRIOR TO REPRODUCTION	A1 Scale.	1:200
	A3 Scale.	1:400
	Designed.	L.MEIKLEJOHN
	Drawn.	B.MILLWARD
	A1 Plot Scale.	1:1
A3 Plot Scale.	1:2	

NOTES
 DO NOT SCALE.
 DIMENSIONS IN MILLIMETERS UNLESS NOTED OTHERWISE.
 IF IN DOUBT ON ANY ISSUE SEEK VERIFICATION PRIOR TO PROCEEDING.
 READ THESE DRAWINGS IN CONJUNCTION WITH ALL OTHER CONSULTANTS DRAWINGS AND SPECIFICATIONS.

A	STAGES REDEFINED - DWG NO.s REVISED	MK	25-07-24
REV.	DESCRIPTION	BY	DATE








SOUTH WEST ELEVATION - BUILDING 28
 SCALE 1:200 (A1) 1:400 (A3)



SOUTH EAST ELEVATION - BUILDING 28
 SCALE 1:200 (A1) 1:400 (A3)

CONSTRUCTION LEGEND:

 CLADDING: ROOF 1 - LONG RUN METAL PROFILE ROOFING	 CLADDING: WALL 2 - PRECAST CONCRETE PANEL	 CLADDING: WINDOWS / GLAZING
 WALL 1 - HORIZONTAL METAL PROFILE CLADDING	 COLOURSTEEL ROLLER DOOR	

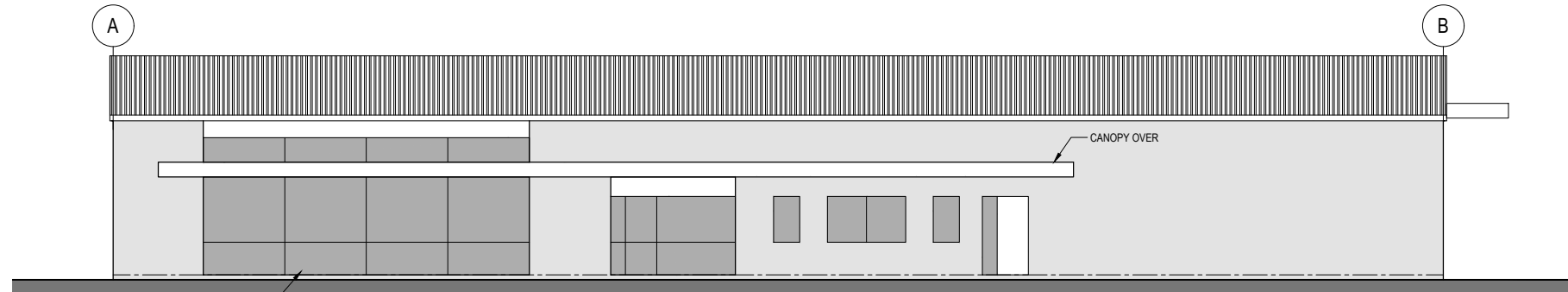


NORTH WEST ELEVATION - BUILDING 28
 SCALE 1:200 (A1) 1:400 (A3)

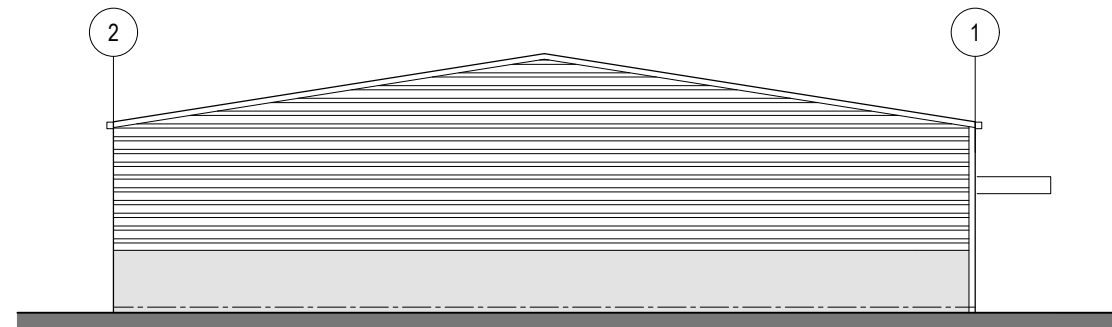


NORTH WEST ELEVATION - BUILDING 28
 SCALE 1:200 (A1) 1:400 (A3)

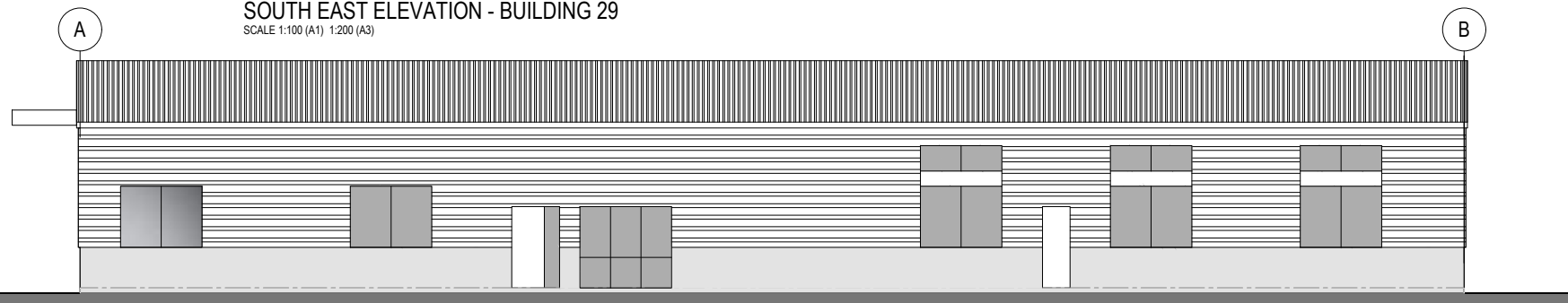
Client.	VACO INVESTMENTS LIMITED
Project.	WAIPU GATEWAY SERVICE CENTRE 47 Millbrook Road, Waipu, Whangerei District
Drawing.	Stage-2 Option-2 Building-28 Elevations
	Revision.
3096-H-S2-2-09	A



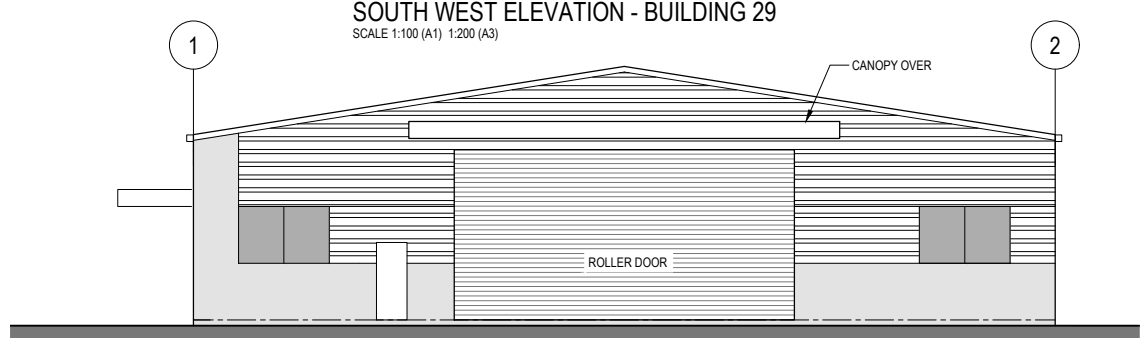
SOUTH EAST ELEVATION - BUILDING 29
SCALE 1:100 (A1) 1:200 (A3)



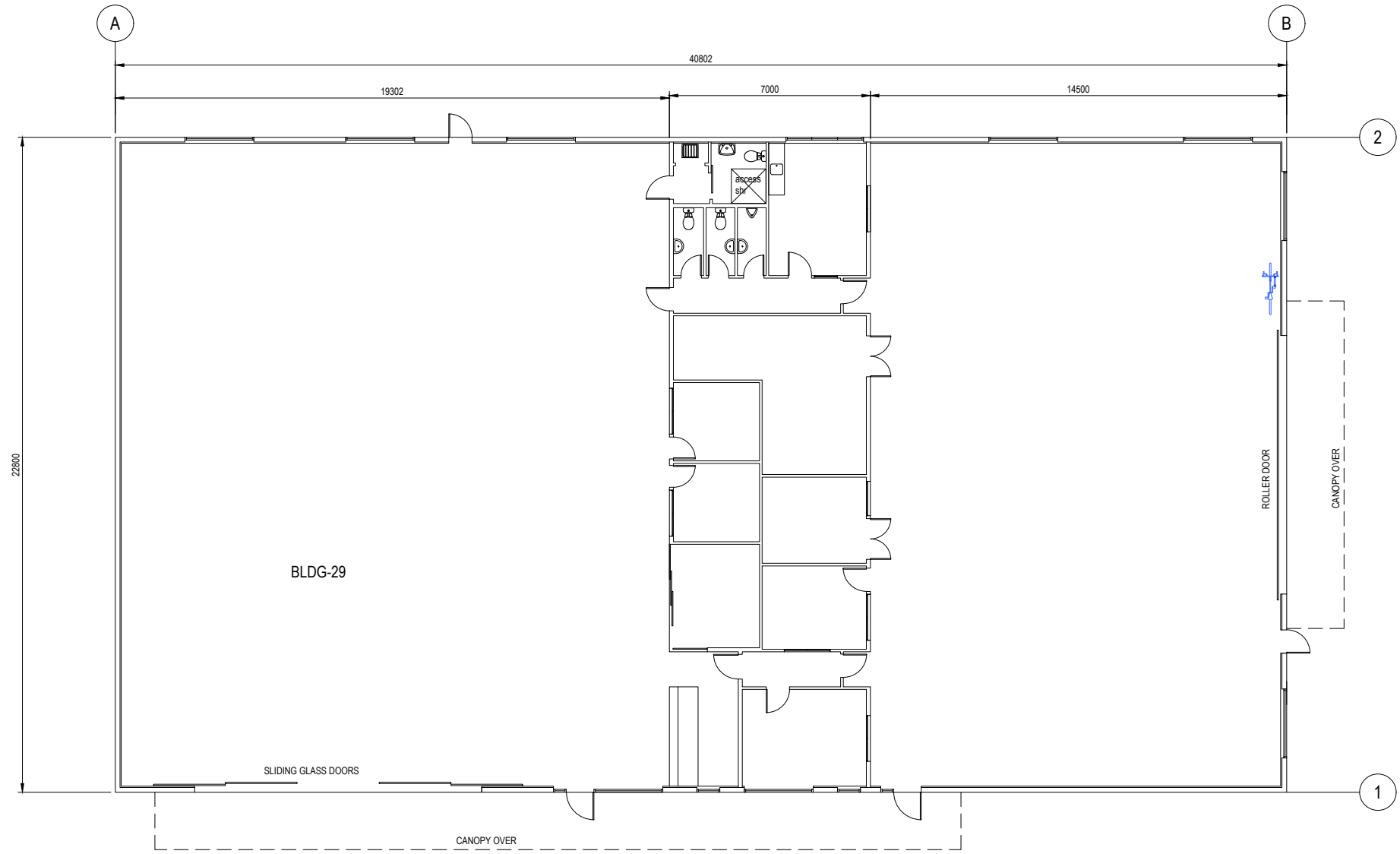
SOUTH WEST ELEVATION - BUILDING 29
SCALE 1:100 (A1) 1:200 (A3)



NORTH WEST ELEVATION - BUILDING 29
SCALE 1:100 (A1) 1:200 (A3)








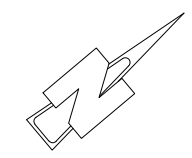
NORTH EAST ELEVATION - BUILDING 29
SCALE 1:100 (A1) 1:200 (A3)



BUILDING 29 - FLOOR PLAN
SCALE 1:100 (A1) 1:200 (A3)

CONSTRUCTION LEGEND:

- CLADDING:**
-  ROOF 1 - LONG RUN METAL PROFILE ROOFING
 -  WALL 1 - HORIZONTAL METAL PROFILE CLADDING
 -  WALL 2 - PRECAST CONCRETE PANEL OR SIMILAR CLADDING
 -  COLOURSTEEL ROLLER DOOR
 -  WINDOWS / GLAZING



TECHNITRADES ARCHITECTURE
12 Ben Lomond Crescent, Pakuranga, Auckland 2010
Phone (09) 5767166 | design@technitrades.co.nz

				A1 Scale.	1:100
				A3 Scale.	1:200
				Designed.	L.MEIKLEJOHN
				Drawn.	B.MILLWARD
A	STAGES REDEFINED - DWG NO.s REVISED	MK	25-07-24	A1 Plot Scale.	1:1
REV.	DESCRIPTION	BY	DATE	A3 Plot Scale.	1:2

NOTES.
DO NOT SCALE.
DIMENSIONS IN MILLIMETERS UNLESS NOTED OTHERWISE.
IF IN DOUBT ON ANY ISSUE SEEK VERIFICATION PRIOR TO PROCEEDING.
READ THESE DRAWINGS IN CONJUNCTION WITH ALL OTHER CONSULTANTS DRAWINGS AND SPECIFICATIONS.

© THIS DOCUMENT IS CONFIDENTIAL. COPYRIGHT IS VESTED IN TECHNITRADES LIMITED. WRITTEN CONSENT IS REQUIRED PRIOR TO REPRODUCTION OF ANY KIND.
COPYRIGHT © - TECHNITRADES ARCHITECTURE LTD
Client Reference No.

Project Title:
VACO INVESTMENTS LIMITED
WAIPU GATEWAY SERVICE CENTRE
47 Millbrook Road, Waipu, Whangārei District

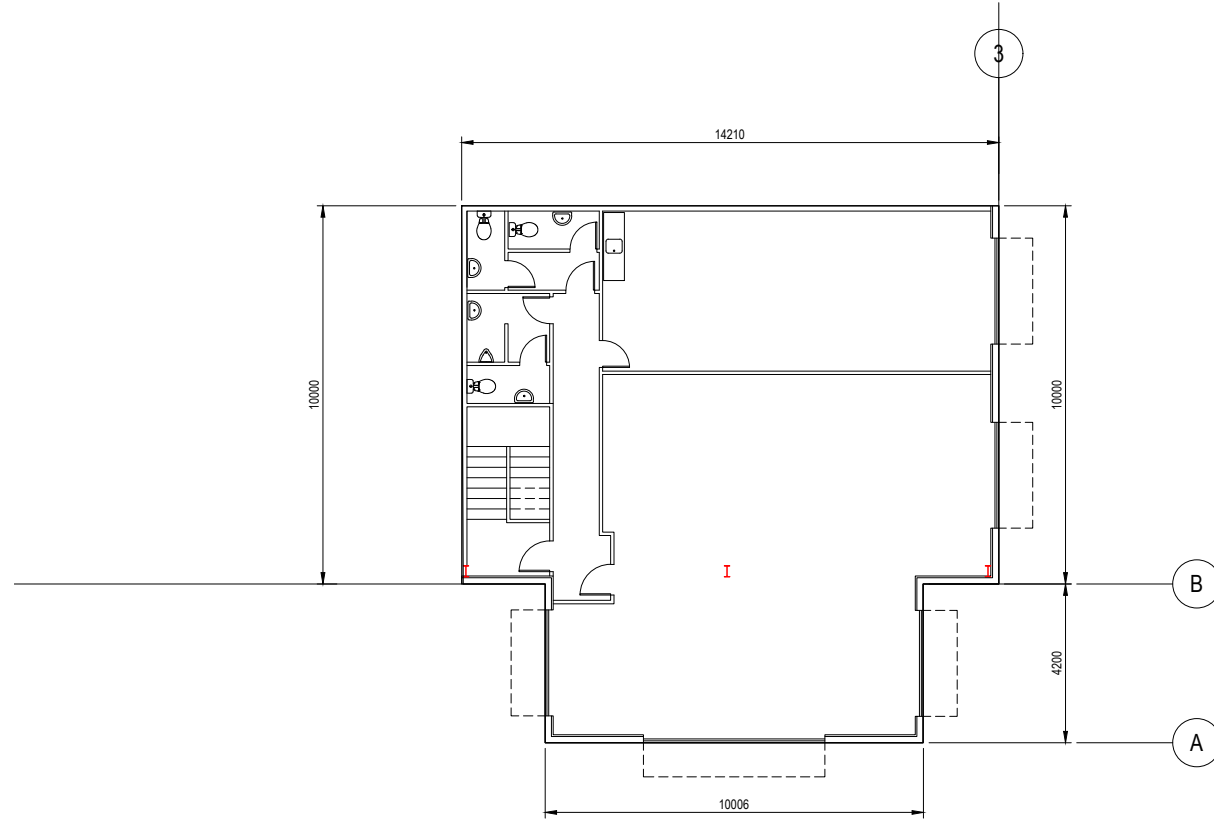
Drawing Title:
Stage-2 Option-2 Building 29 Floor Plan & Elevations

3096-H-S2-2-10 Rev: A

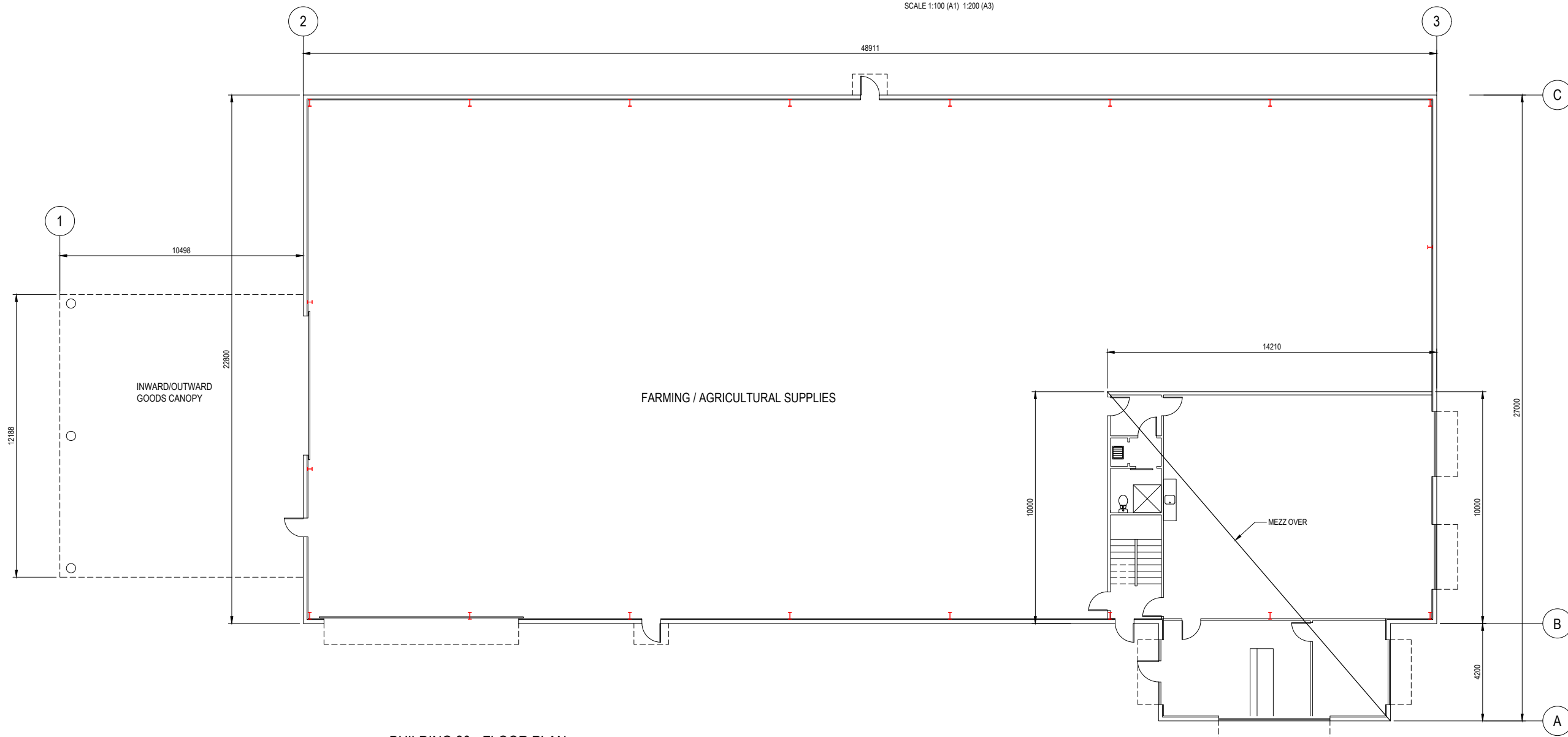
© THIS DOCUMENT IS CONFIDENTIAL. COPYRIGHT IS VESTED IN TECHNITRADES ARCHITECTURE LTD. WRITTEN CONSENT IS REQUIRED PRIOR TO REPRODUCTION	A1 Scale.	1:100
	A3 Scale.	1:200
	Designed.	L.MEIKLEJOHN
	Drawn.	B.MILLWARD
	A1 Plot Scale.	1:1
	A3 Plot Scale.	1:2

NOTES
 DO NOT SCALE.
 DIMENSIONS IN MILLIMETERS UNLESS NOTED OTHERWISE.
 IF IN DOUBT ON ANY ISSUE SEEK VERIFICATION PRIOR TO PROCEEDING.
 READ THESE DRAWINGS IN CONJUNCTION WITH ALL OTHER CONSULTANTS DRAWINGS AND SPECIFICATIONS.

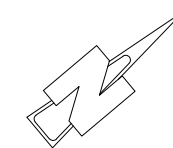
A	STAGES REDEFINED - DWG NO.s REVISED	MK	25-07-24
REV.	DESCRIPTION	BY	DATE



BUILDING 30 - MEZZANINE FLOOR PLAN
 SCALE 1:100 (A1) 1:200 (A3)



BUILDING 30 - FLOOR PLAN
 SCALE 1:100 (A1) 1:200 (A3)

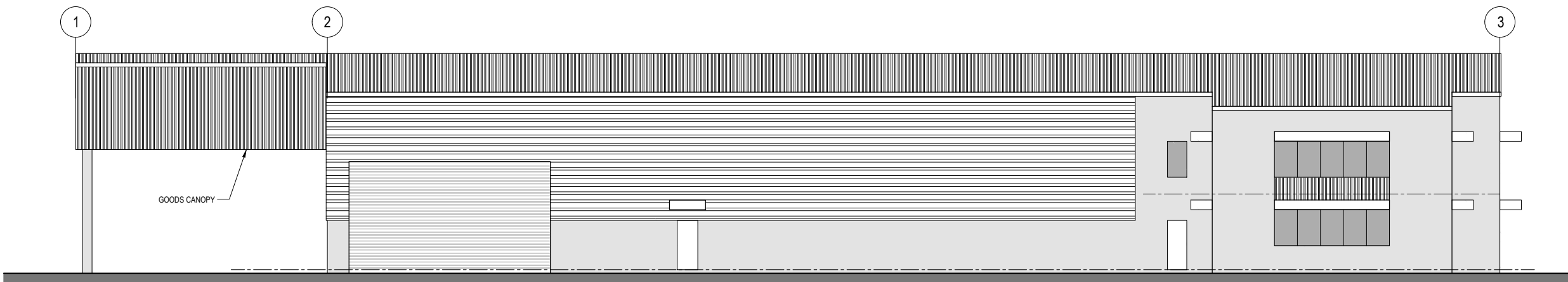


Client.	VACO INVESTMENTS LIMITED	
Project.	WAIPU GATEWAY SERVICE CENTRE 47 Millbrook Road, Waipu, Whangerei District	
Drawing.	Stage-2 Option-2 Building 30 Floor Plan	
	3096-H-S2-2-11	Revision. A

© THIS DOCUMENT IS CONFIDENTIAL. COPYRIGHT IS VESTED IN TECHNITRADES ARCHITECTURE LTD. WRITTEN CONSENT IS REQUIRED PRIOR TO REPRODUCTION.	A1 Scale.	1:100
	A3 Scale.	1:200
	Designed.	L.MEIKLEJOHN
	Drawn.	B.MILLWARD
	A1 Plot Scale.	1:1
A3 Plot Scale.	1:2	

NOTES
 DO NOT SCALE.
 DIMENSIONS IN MILLIMETERS UNLESS NOTED OTHERWISE.
 IF IN DOUBT ON ANY ISSUE SEEK VERIFICATION PRIOR TO PROCEEDING.
 READ THESE DRAWINGS IN CONJUNCTION WITH ALL OTHER CONSULTANTS DRAWINGS AND SPECIFICATIONS.

A	STAGES REDEFINED - DWG NO.s REVISED	MK	25-07-24
REV.	DESCRIPTION	BY	DATE



SOUTH EAST ELEVATION - BUILDING 30
 SCALE 1:100 (A1) 1:200 (A3)




SOUTH WEST ELEVATION - BUILDING 30
 SCALE 1:100 (A1) 1:200 (A3)



NORTH EAST ELEVATION - BUILDING 30
 SCALE 1:100 (A1) 1:200 (A3)

CONSTRUCTION LEGEND:

ROOF 1 - LONG RUN METAL PROFILE ROOFING	WALL 2 - PRECAST CONCRETE PANEL	WINDOWS / GLAZING
WALL 1 - HORIZONTAL METAL PROFILE CLADDING	COLOURSTEEL ROLLER DOOR	



NORTH WEST ELEVATION - BUILDING 30
 SCALE 1:100 (A1) 1:200 (A3)

Client.	VACO INVESTMENTS LIMITED
Project.	WAIPU GATEWAY SERVICE CENTRE 47 Millbrook Road, Waipu, Whangerei District
Drawing.	Stage-2 Option-2 Building 30 Elevations
Revision.	A

3096-H-S2-2-12